

INTERTEK TESTING SERVICES DE MÉXICO, SA DE CV / LABORATORIO MATRIZ
 PONIENTE 134 No. 660, INDUSTRIAL VALLEJO, AZCAPOTZALCO, CIUDAD DE MÉXICO, C.P. 02300
 Telex: (55) 5998 0900 Compuador ext. 6420 (55) 5091 2170 Directo Página Web: www.intertek.com.mx

ORDEN DE TRABAJO / CADENA DE CUSTODIA EXTERNA

DIRIGIR INFORME A: No. DE CLIENTE: ()
FACTURAR A: (solo si es diferente al del informe) No. DE CLIENTE: ()

Razón Social: COMISION NACIONAL DEL AGUA

Dirección: AV. INSURGENTES SUR No. 2416, COPILCO
 EL BAJO, COYOACAN, DISTRITO FEDERAL, MEXICO

Atención: Dr. Eric Daniel Gutiérrez López
 Teléfono: 01-55-53-77-02-20
 Fax: 01-55-53-77-02-00
 e-mail: eric.gutierrez@conagua.gob.mx

C.P. 04340

NOMBRE DEL PROYECTO: CNA-GRAM-034-2012 PROYECTO CNA **SIRALAB**

IDENTIFICACIÓN DE LA MUESTRA	FECHA MUESTRO	HORA MUESTRO	MATRIZ DE LA MUESTRA	RECIBIDA	PESO / CANT.	No. DE LABORATORIO
Navatec 2	17 10 18	13:35	SEDIMENTOS	<input checked="" type="checkbox"/>		832264-1

PARÁMETROS A ANALIZAR	IMPORTE ESPECIFICAR MÉTODO ANALÍTICO REQUERIDO (OCUPAR UNA COLUMNA POR PARÁMETRO O GRUPO O PAQUETE)	ESTUDIO ESPECIAL PROTOCOLO MACUSPANA	TABASCO VER HOJA ANEXA PARA SEDIMENTOS	CONTENEDORES	V	P	B	O	P.C.
F-IPPC3-1					1				

NOMBRE DEL MUESTREADOR: EMPRESA: **ITS**
 URIAS GOMEZ CAMPERO

FIRMA MUESTREADOR:

OBSERVACIONES: MUESTRO POR TRIPLICADO

CLAVE DEL SITIO DE MUESTRO: Navatec 2

ESTADO: Cambio sitio de Muestro Rio Bitzal Tabasco

MUNICIPIO: MACUSPANA

BRIGADA: ITS-TAB-13

Nombre del Supervisor: JOSE MARTIN PALACIOS HERNANDEZ
Firma del Supervisor:

MUESTRAS PRESERVADAS CORRECTAMENTE: 187 (NO) (NA)
TEMPERATURA DE LAS MUESTRAS EN LA RECEPCIÓN: 3.7 °C

REGISTRO DE LA CADENA DE CUSTODIAS DE LAS MUESTRAS

ENTREGA 1	ENTREGA 2	ENTREGA 3
NOMBRE: URIAS GOMEZ CAMPERO FIRMA: FECHA: 18 10 18 HORA: 06:00	NOMBRE: Camacho Miran FIRMA: FECHA: 18 10 18 HORA: 13:00	NOMBRE: Edgar E Camacho Miran FIRMA: FECHA: 18 10 18 HORA: 14:00

IMPORTANTE: Con su firma el cliente declara estar de acuerdo con el alcance de la orden de trabajo.

ABC Analytic

RECEPCION DE MUESTRAS

TEMPERATURA

NUMERACION







RESERVACION

1

X

NO

3,0

FECHA	FECHA	FECHA	FECHA
 MEL	20-8-18	 Adolfo Alavez Patricio	20-8-18
 Adolfo Alavez Patricio	9/1/11	 Dr. Pablo Gonzalez	20/08/2018
 Adolfo Alavez Patricio	20 AGO 2017		11:20



LABORATORIOS ABC QUÍMICA INVESTIGACIÓN Y ANÁLISIS S.A. de C.V.

Intertek + ABCAnalitic | Laboratorio Matriz - Delegación Álvaro Obregón, Ciudad de México

JACARANDAS No. 19, COL. SAN CLEMENTE, ALVARO OBREGON, CDMEX, C.P. 01740

Tels. (55) 5337-1160 CON 15 LINEAS Fax (55)56-358487 e-mail: lababc@labsabc.com.mx Página Web: www.labsabc.com.mx

COMISION NACIONAL DEL AGUA (49089)

AV. INSURGENTES SUR - 2416 Copilco El Bajo Ciudad de México , Coyoacán , 4340

Af'n: DR. ERIC DANIEL GUTIÉRREZ LÓPEZ

INFORME DE PRUEBAS

No. DE ORDEN: 832264
No. DE LABORATORIO: 832264-1
FOLIO: 1337923
FECHA DE EMISIÓN: 03/09/18
Página 1 de 6



DATOS DE LA TOMA DE MUESTRA

IDENTIFICACIÓN DE LA MUESTRA:	MANATI 2
FECHA Y HORA DE MUESTREO:	17/08/2018 13:35
MUESTREADO POR:	INTERTEK
MUESTREADOR:	URIAS GOMEZ CAMPERO
MATRIZ:	SEDIMENTOS / CONTINENTALES
OBSERVACIONES DE MUESTREO:	MUESTRA COLOR GRIS OSCURO SIN OLOR, DE CONSISTENCIA SEMISÓLIDA TIPO LIMO CHICLOSO

DATOS DE RECEPCION DE LA MUESTRA

FECHA Y HORA: 18/08/18 14:00	No. FRASCOS: 1	PRESERVACION ADECUADA: SI
NOMBRE DE SITIO: RIO BITZAL		
ESTADO: TABASCO		
MUNICIPIO: MACUSPANA		
DESCRIPCIÓN: NINGUNA		

RESULTADOS DE ANALISIS DE LABORATORIO

AA	PARAMETRO	METODO ANALÍTICO	UNIDADES	RESULTADO	D	LDM	LPC	ANALIZADO	
								FECHA	AN
A	ALUMINIO BIODISPONIBLE	US EPA 6010C-2007	mg/kg	1164	10	0,200	1,000	22/08/18	TCC
A	ARSENICO BIODISPONIBLE	US EPA 6010C-2007	mg/kg	ND	1	0,200	1,000	22/08/18	TCC
A	CADMIO BIODISPONIBLE	US EPA 6010C-2007	mg/kg	ND	1	0,040	0,200	22/08/18	TCC
A	CROMO BIODISPONIBLE	US EPA 6010C-2007	mg/kg	10,54	1	0,100	0,500	22/08/18	TCC
A	NIQUEL BIODISPONIBLE	US EPA 6010C-2007	mg/kg	19,25	1	0,020	0,100	22/08/18	TCC
A	PLOMO BIODISPONIBLE	US EPA 6010C-2007	mg/kg	4,866	1	0,100	0,500	22/08/18	TCC
A	VANADIO BIODISPONIBLE	US EPA 6010C-2007	mg/kg	11,12	1	0,200	1,000	22/08/18	TCC
A	MERCURIO BIODISPONIBLE	US EPA 7471A 1994	mg/kg	ND	1	0,013	0,1	22/08/18	TCC
B	DIGESTION	ISO 17402:2008	---	REALIZADO	1	NA	NA	22/08/18	TCC
29,31	HUMEDAD (NOM-021)	NOM-021-SEMARNAT-2000 AS-05	%	57,3	1	0,50	***	20/08/18	PJM
1,16	ALUMINIO TOTAL	US EPA 6010C-2007	mg/Kg	33080	100	0,2	1,0	28/08/18	ICV
1,16	ARSENICO TOTAL	US EPA 6010C-2007	mg/kg	3,345	1	0,2	1,0	28/08/18	ICV
1,16	CADMIO TOTAL	US EPA 6010C-2007	mg/kg	ND	1	0,04	0,20	28/08/18	ICV
1,16	CROMO TOTAL	US EPA 6010C-2007	mg/kg	334,1	1	0,1	0,50	28/08/18	ICV
B	DIGESTION ACIDA POR MICROONDAS	EPA 3051-1996	---	REALIZADO	1	NA	NA	28/08/18	ICV
29	HIDROC. FRACC. PESADA POR EXTRACCION Y GRAVIMETRIA	EPA 1664A-1996/EPA 9071B-1996	mg/kg	ND	1	300	***	20/08/18	LMV
1,16	MERCURIO TOTAL	US EPA 7471A 1994	mg/kg	0,0336	1	0,013	0,10	28/08/18	ICV
1,16	NIQUEL TOTAL	US EPA 6010C-2007	mg/kg	267,80	1	0,02	0,10	28/08/18	ICV
1,16	PLOMO TOTAL	US EPA 6010C-2007	mg/kg	11,65	1	0,1	0,50	28/08/18	ICV
1,16	VANADIO TOTAL	US EPA 6010C-2007	mg/Kg	70,54	1	0,2	1,0	28/08/18	ICV



LABORATORIOS ABC QUÍMICA INVESTIGACIÓN Y ANÁLISIS S.A. de C.V.

Intertek + ABCAnalitic | Laboratorio Matriz - Delegación Álvaro Obregón, Ciudad de México

JACARANDAS No. 19, COL. SAN CLEMENTE, ALVARO OBREGON, CDMEX, C.P. 01740

Tels. (55) 5337-1160 CON 15 LINEAS Fax (55)56-358487 e-mail: lababc@labsabc.com.mx Página Web: www.labsabc.com.mx

INFORME DE PRUEBAS

No. DE ORDEN: 832264
No. DE LABORATORIO: 832264-1
FOLIO: 1337923
FECHA DE EMISIÓN: 03/09/18
Página 2 de 6



RESULTADOS DE ANALISIS DE LABORATORIO

AA	PARAMETRO	METODO ANALÍTICO	UNIDADES	RESULTADO	D	LDM	LPC	ANALIZADO	
								FECHA	AN
COMPUESTOS ORGANICOS SEMIVOLATILES 1									
29	1,2-DIFENILHIDRAZINA (122-66-7)	US EPA 8270D 2007	mg/kg	ND	1	0,0280	0,133	20/08/18	MAS
29	2-CLORONAFTALENO (91-58-7)	US EPA 8270D 2007	mg/kg	ND	1	0,0340	0,133333	20/08/18	MAS
29	2,3,4,6-TETRACLOROFENOL (58-90-2)	US EPA 8270D 2007	mg/kg	ND	1	0,0720	3	20/08/18	MAS
29	2,4,5-TRICLOROFENOL (95-95-4)	US EPA 8270D 2007	mg/kg	ND	1	0,0557	0,333	20/08/18	MAS
29	2,4,6-TRICLOROFENOL (88-06-2)	US EPA 8270D 2007	mg/kg	ND	1	0,0537	0,333	20/08/18	MAS
29	2,4-DICLOROFENOL (120-83-2)	US EPA 8270D 2007	mg/kg	ND	1	0,0595	0,333	20/08/18	MAS
29	2,4-DIMETILFENOL (105-67-9)	US EPA 8270D 2007	mg/kg	ND	1	0,0661	0,333	20/08/18	MAS
29	2,4-DINITROFENOL (51-28-5)	US EPA 8270D 2007	mg/kg	ND	1	0,0884	3	20/08/18	MAS
29	2,4-DINITROTOLUENO (121-14-2)	US EPA 8270D 2007	mg/kg	ND	1	0,0317	1,667	20/08/18	MAS
29	2,6-DINITROTOLUENO (606-20-2)	US EPA 8270D 2007	mg/kg	ND	1	0,0307	1,667	20/08/18	MAS
29	2-CLOROFENOL (95-57-8)	US EPA 8270D 2007	mg/kg	ND	1	0,0651	0,333	20/08/18	MAS
29	ANTRACENO (120-12-7)	US EPA 8270D 2007	mg/kg	ND	1	0,0341	0,133	20/08/18	MAS
29	BENZO(A)ANTRACENO (56-55-3)	US EPA 8270D 2007	mg/kg	ND	1	0,0353	0,133	20/08/18	MAS
29	BENZO(A)PIRENO (50-32-8)	US EPA 8270D 2007	mg/kg	ND	1	0,0303	0,133	20/08/18	MAS
29	BENZO(B)FLUORANTENO (205-99-2)	US EPA 8270D 2007	mg/kg	ND	1	0,0240	0,133	20/08/18	MAS
29	BENZO(G,H,I)PERILENO (191-24-2)	US EPA 8270D 2007	mg/kg	ND	1	0,0260	0,133	20/08/18	MAS
29	BENZO(K)FLUORANTENO (207-08-9)	US EPA 8270D 2007	mg/kg	ND	1	0,0352	0,133	20/08/18	MAS
29	BIS-2-(CLOROETIL) ETER (107-30-2)	US EPA 8270D 2007	mg/kg	ND	1	0,0356	0,133	20/08/18	MAS
29	BIS-2-(CLOROISOPROPIL) ETER (108-60-1)	US EPA 8270D 2007	mg/kg	ND	1	0,0332	0,133	20/08/18	MAS
29	CRISENO (218-01-9)	US EPA 8270D 2007	mg/kg	ND	1	0,0392	0,133	20/08/18	MAS
29	DIBENZO (A,H) ANTRACENO (53-70-3)	US EPA 8270D 2007	mg/kg	ND	1	0,0225	0,133	20/08/18	MAS
29	DIETILFTALATO (84-66-2)	US EPA 8270D 2007	mg/kg	ND	1	0,0293	0,133	20/08/18	MAS
29	DIMETILFTALATO (131-11-3)	US EPA 8270D 2007	mg/kg	ND	1	0,0340	0,133	20/08/18	MAS
29	DI-N-OCTILFTALATO (117-84-0)	US EPA 8270D 2007	mg/kg	ND	1	0,0151	1,667	20/08/18	MAS
29	FENANTRENO (85-01-8)	US EPA 8270D 2007	mg/kg	ND	1	0,0392	0,133	20/08/18	MAS
29	FENOL (108-95-2)	US EPA 8270D 2007	mg/kg	ND	1	0,0621	0,333	20/08/18	MAS
29	FLUORANTENO (206-44-0)	US EPA 8270D 2007	mg/kg	ND	1	0,0315	0,133	20/08/18	MAS
29	FLUORENO (86-73-7)	US EPA 8270D 2007	mg/kg	ND	1	0,0327	0,133	20/08/18	MAS
29	HEXACLOROBENCENO (118-74-1)	US EPA 8270D 2007	mg/kg	ND	1	0,0398	0,13333333	20/08/18	MAS
29	HEXACLOROBUTADIENO (87-68-3)	US EPA 8270D 2007	mg/kg	ND	1	0,0418	0,133	20/08/18	MAS
29	HEXACLOROCICLOPENTADIENO (77-47-4)	US EPA 8270D 2007	mg/kg	ND	1	0,0283	1,66666667	20/08/18	MAS
29	HEXACLOROETANO (67-72-1)	US EPA 8270D 2007	mg/kg	ND	1	0,0337	0,133	20/08/18	MAS
29	INDENO(1,2,3,C-D)PIRENO (193-39-5)	US EPA 8270D 2007	mg/kg	ND	1	0,0232	0,133	20/08/18	MAS

En la columna AA se indica la clave que liga con el laboratorio que realizó la prueba y el reconocimiento legal que lo ampara (ver apartado Reconocimientos Legales)



LABORATORIOS ABC QUÍMICA INVESTIGACIÓN Y ANÁLISIS S.A. de C.V.

Intertek + ABCAnalitic | Laboratorio Matriz - Delegación Álvaro Obregón, Ciudad de México

JACARANDAS No. 19, COL. SAN CLEMENTE, ALVARO OBREGON, CDMEX, C.P. 01740

Tels. (55) 5337-1160 CON 15 LINEAS Fax (55)56-358487 e-mail: lababc@labsabc.com.mx Página Web: www.labsabc.com.mx

INFORME DE PRUEBAS

No. DE ORDEN: 832264
No. DE LABORATORIO: 832264-1
FOLIO: 1337923
FECHA DE EMISIÓN: 03/09/18
Página 3 de 6



RESULTADOS DE ANALISIS DE LABORATORIO

AA	PARAMETRO	METODO ANALÍTICO	UNIDADES	RESULTADO	D	LDM	LPC	ANALIZADO	
								FECHA	AN
29	ISOFORONA (78-59-1)	US EPA 8270D 2007	mg/kg	ND	1	0,0290	0,133	20/08/18	MAS
29	m+p-CRESOL (NA)	US EPA 8270D 2007	mg/kg	ND	1	0,129	0,667	20/08/18	MAS
29	NAFTALENO (91-20-3)	US EPA 8270D 2007	mg/kg	ND	1	0,0357	0,133	20/08/18	MAS
29	NITROBENCENO (98-95-3)	US EPA 8270D 2007	mg/kg	ND	1	0,0281	0,133	20/08/18	MAS
29	N-NITROSODIFENILAMINA (86-30-6)	US EPA 8270D 2007	mg/kg	ND	1	0,0301	0,133	20/08/18	MAS
29	N-NITROSODIMETILAMINA (62-75-9)	US EPA 8270D 2007	mg/kg	ND	1	0,0370	0,133	20/08/18	MAS
29	N-NITROSO-DI-N-PROPILAMINA (621-64-7)	US EPA 8270D 2007	mg/kg	ND	1	0,0319	0,133	20/08/18	MAS
29	o-CRESOL (95-48-7)	US EPA 8270D 2007	mg/kg	ND	1	0,0670	0,333	20/08/18	MAS
29	PENTACLOROFENOL (87-86-5)	US EPA 8270D 2007	mg/kg	ND	1	0,0215	3	20/08/18	MAS
29	PIRENO (129-00-0)	US EPA 8270D 2007	mg/kg	ND	1	0,0333	0,133	20/08/18	MAS
29	PIRIDINA (110-86-1)	US EPA 8270D 2007	mg/kg	ND	1	0,1320	0,6667	20/08/18	MAS
29	ANILINA (62-53-3)	US EPA 8270D 2007	mg/kg	ND	1	0,0730	0,333	20/08/18	MAS
29	ALCOHOL BENCILICO (100-51-6)	US EPA 8270D 2007	mg/kg	ND	1	0,0613	0,33333333	20/08/18	MAS
29	BIS(2-CLOROETOXI)-METANO (111-91-1)	US EPA 8270D 2007	mg/kg	ND	1	0,0313	0,13333333	20/08/18	MAS
29	DIBENZOFURANO (132-64-9)	US EPA 8270D 2007	mg/kg	ND	1	0,0713	0,33333333	20/08/18	MAS
29	o-METILFENOL (95-48-7)	US EPA 8270D 2007	mg/kg	ND	1	0,0667	0,33333333	20/08/18	MAS
B	EXTRACCION DE COSVS	EPA 3550C-2007	---	REALIZADA	1	NA	NA	20/08/18	MAS
COMPUESTOS ORGANICOS SEMIVOLATILES 2									
29	2-NITROFENOL (88-75-5)	US EPA 8270D 2007	mg/kg	ND	1	0,0433	0,333	20/08/18	MAS
29	4-BROMOFENIL FENIL ETER (101-55-3)	US EPA 8270D 2007	mg/kg	ND	1	0,0316	0,133	20/08/18	MAS
29	4-CLORO-3-METILFENOL (59-50-7)	US EPA 8270D 2007	mg/kg	ND	1	0,0560	0,333	20/08/18	MAS
29	4-NITROFENOL (100-02-7)	US EPA 8270D 2007	mg/kg	ND	1	0,0310	0,333	20/08/18	MAS
29	ACENAFTENO (83-32-9)	US EPA 8270D 2007	mg/kg	ND	1	0,0353	0,133	20/08/18	MAS
29	ACENAFTILENO (208-96-8)	US EPA 8270D 2007	mg/kg	ND	1	0,0290	0,133	20/08/18	MAS
29	2-METILNAFTALENO (91-57-6)	US EPA 8270D 2007	mg/kg	ND	1	0,0660	0,33333333	20/08/18	MAS
29	2-NITROANILINA (88-74-4)	US EPA 8270D 2007	mg/kg	ND	1	0,0424	0,33333333	20/08/18	MAS
29	3-NITROANILINA (99-09-2)	US EPA 8270D 2007	mg/kg	ND	1	0,0440	0,33333333	20/08/18	MAS
29	4,6-DINITRO-2-METILFENOL (534-52-1)	US EPA 8270D 2007	mg/kg	ND	1	0,0315	3	20/08/18	MAS
29	4-CLOROANILINA (106-47-8)	US EPA 8270D 2007	mg/kg	ND	1	0,0418	0,33333333	20/08/18	MAS
29	4-CLOROFENIL-FENIL-ETER (7005-72-3)	US EPA 8270D 2007	mg/kg	ND	1	0,0350	0,13333333	20/08/18	MAS
29	4-NITROANILINA (100-01-6)	US EPA 8270D 2007	mg/kg	ND	1	0,0423	0,33333333	20/08/18	MAS
HIDROCARBUROS FRACCION MEDIA (HFM) (EPA 8015D-2003)									
B	EXTRACCION DE HIDROCARBUROS FRACCION MEDIA	EPA 3550C-2007	---	REALIZADA	1	NA	NA	20/08/18	ECA
29	HIDROCARBUROS FRACCION MEDIA	EPA 8015D-2003	mg/kg	20,87	1	12,34	33,33	21/08/18	TNE
PLAGUICIDAS ORGANOFOSFORADOS (POFs)									
29	BOLSTAR	US EPA 8141B 2007	ug/kg	ND	1	6,68	33	23/08/18	BCI

En la columna AA se indica la clave que liga con el laboratorio que realizó la prueba y el reconocimiento legal que lo ampara (ver apartado Reconocimientos Legales)



LABORATORIOS ABC QUÍMICA INVESTIGACIÓN Y ANÁLISIS S.A. de C.V.

Intertek + ABCAnalitic | Laboratorio Matriz - Delegación Álvaro Obregón, Ciudad de México

JACARANDAS No. 19, COL. SAN CLEMENTE, ALVARO OBREGON, CDMEX, C.P. 01740

Tels. (55) 5337-1160 CON 15 LINEAS Fax (55)56-358487 e-mail: lababc@labsabc.com.mx Página Web: www.labsabc.com.mx

INFORME DE PRUEBAS

No. DE ORDEN: 832264
No. DE LABORATORIO: 832264-1
FOLIO: 1337923
FECHA DE EMISIÓN: 03/09/18
Página 4 de 6



RESULTADOS DE ANALISIS DE LABORATORIO

AA	PARAMETRO	METODO ANALÍTICO	UNIDADES	RESULTADO	D	LDM	LPC	ANALIZADO	
								FECHA	AN
29	CHLORPYRIFOS	US EPA 8141B 2007	ug/kg	ND	1	5,36	33,3	23/08/18	BCI
29	COUMAPHOS	US EPA 8141B 2007	ug/kg	ND	1	12,4	33	23/08/18	BCI
29	DEMETON-S	US EPA 8141B 2007	ug/kg	ND	1	12,2	33,3	23/08/18	BCI
29	DIAZINON	US EPA 8141B 2007	ug/kg	ND	1	13,3	33,3	23/08/18	BCI
29	DIMETOATE	US EPA 8141B 2007	ug/kg	ND	1	13,0	33,3	23/08/18	BCI
29	EPN	US EPA 8141B 2007	ug/kg	ND	1	7,61	33,3	23/08/18	BCI
29	ETHOPROP	US EPA 8141B 2007	ug/kg	ND	1	12,4	33,3	23/08/18	BCI
29	FENSULFOTHION	US EPA 8141B 2007	ug/kg	ND	1	6,43	33,3	23/08/18	BCI
29	FENTHION	US EPA 8141B 2007	ug/kg	ND	1	4,51	33,3	23/08/18	BCI
29	PHORATE	US EPA 8141B 2007	ug/kg	ND	1	9,94	33,3	23/08/18	BCI
29	MALATHION	US EPA 8141B 2007	ug/kg	ND	1	5,88	33,3	23/08/18	BCI
29	METHYL PARATHION	US EPA 8141B 2007	ug/kg	ND	1	3,35	33,3	23/08/18	BCI
29	MEVINPHOS	US EPA 8141B 2007	ug/kg	ND	1	6,64	33,3	23/08/18	BCI
29	PARATHION	US EPA 8141B 2007	ug/kg	ND	1	5,02	33,3	23/08/18	BCI
29	RONNEL	US EPA 8141B 2007	ug/kg	ND	1	6,03	33,3	23/08/18	BCI
29	SULFOTEP	US EPA 8141B 2007	ug/kg	ND	1	8,0	33,3	23/08/18	BCI
29	TERBUFOS	US EPA 8141B 2007	ug/kg	ND	1	6,20	33,3	23/08/18	BCI
29	TOKUTION	US EPA 8141B 2007	ug/kg	ND	1	7,32	33,3	23/08/18	BCI
29	TRICHLORONATE	US EPA 8141B 2007	ug/kg	ND	1	3,32	33,3	23/08/18	BCI
29	DEMETON-O	US EPA 8141B 2007	ug/kg	ND	1	6,09	33,3	23/08/18	BCI
29	DISULFOTON	US EPA 8141B 2007	ug/kg	ND	1	4,71	33,3	23/08/18	BCI
29	NALED	US EPA 8141B 2007	ug/kg	ND	1	11,0	33,3	23/08/18	BCI
29	STIROPPOS	US EPA 8141B 2007	ug/kg	ND	1	5,27	33,3	23/08/18	BCI
29	AZINPHOS METHYL	US EPA 8141B 2007	ug/kg	ND	1	9,04	33,3	23/08/18	BCI
B	EXTRACCION DE COFS	EPA 3550C-2007	---	REALIZADA	1	NA	NA	23/08/18	BCI
29	DICLORVOS	US EPA 8141B 2007	ug/kg	ND	1	5,3	33,3	23/08/18	BCI
PLAGUICIDAS CLORADOS									
1	ALDRIN	US EPA 8081B-2007	mg/kg	ND	1	0,000021	0,00010	25/08/18	MOM
C	BHC (ALFA, BETA Y DELTA)	CALCULO (SUMA DE ALFA, BETA Y DELTA BHC)	mg/kg	ND	1	NA	NA	25/08/18	MOM
1	CLORDANO	US EPA 8081B-2007	mg/kg	ND	1	0,000027	0,00019	25/08/18	MOM
1	DELTA-BHC	US EPA 8081B-2007	mg/kg	ND	1	0,000028	0,00010	25/08/18	MOM
A	DDD	US EPA 8081B 2007	mg/kg	ND	1	0,000024	0,00010	25/08/18	MOM
A	DDE	US EPA 8081B 2007	mg/kg	ND	1	0,000003	0,00010	25/08/18	MOM
A	DDT	US EPA 8081B-2007	mg/kg	ND	1	0,000038	0,00010	25/08/18	MOM
1	DIELDRIN	US EPA 8081B-2007	mg/kg	ND	1	0,000017	0,00010	25/08/18	MOM
1	ENDRIN ALDEHIDO	US EPA 8081B-2007	mg/kg	ND	1	0,000025	0,00010	25/08/18	MOM
1	ENDOSULFAN (ALFA Y BETA)	US EPA 8081B-2007	mg/kg	ND	1	0,000056	0,00020	25/08/18	MOM
1	ENDOSULFAN SULFATO	US EPA 8081B-2007	mg/kg	ND	1	0,000036	0,00010	25/08/18	MOM
1	ENDRIN	US EPA 8081B-2007	mg/kg	ND	1	0,000023	0,00010	25/08/18	MOM



LABORATORIOS ABC QUÍMICA INVESTIGACIÓN Y ANÁLISIS S.A. de C.V.

Intertek + ABCAnalitic | Laboratorio Matriz - Delegación Álvaro Obregón, Ciudad de México

JACARANDAS No. 19, COL. SAN CLEMENTE, ALVARO OBREGON, CDMEX, C.P. 01740

Tels. (55) 5337-1160 CON 15 LINEAS Fax (55)56-358487 e-mail: lababc@labsabc.com.mx Página Web: www.labsabc.com.mx

INFORME DE PRUEBAS

No. DE ORDEN: 832264
No. DE LABORATORIO: 832264-1
FOLIO: 1337923
FECHA DE EMISIÓN: 03/09/18
Página 5 de 6



RESULTADOS DE ANALISIS DE LABORATORIO

AA	PARAMETRO	METODO ANALITICO	UNIDADES	RESULTADO	D	LDM	LPC	ANALIZADO	
								FECHA	AN
B	EXTRACCION DE PLAGUICIDAS CLORADOS	EPA 3550C-2007	mg/kg	REALIZADA	1	NA	NA	23/08/18	MOM
1	HEPTACLORO	US EPA 8081B-2007	mg/kg	ND	1	0,000028	0,00010	25/08/18	MOM
1	HEPTACLORO EPOXIDO	US EPA 8081B-2007	mg/kg	ND	1	0,000029	0,00010	25/08/18	MOM
1	HEXACLOROBENCENO	US EPA 8081B-2007	mg/kg	ND	1	0,000022	0,00010	25/08/18	MOM
1	GAMA-BCH (LINDANO)	US EPA 8081B 2007	mg/kg	ND	1	0,000037	0,00010	25/08/18	MOM
1	METOXICLORO	US EPA 8081B-2007	mg/kg	ND	1	0,000020	0,00010	25/08/18	MOM
1	TOXAFENO	US EPA 8081B-2007	mg/kg	ND	1	0,000098	0,00049	25/08/18	MOM

OBSERVACIONES ANALITICAS: LA MUESTRA NO PRESENTA MERPHOS EN UN LDM 12,38 µg/Kg, LPC 33,37 µg/Kg. SE ANALIZO EL DIA 18/04/18 CON DILUCION 1. SE DETECTAN 43 PICOS DE COMPUESTOS QUE NO CORRESPONDEN A LOS PLAGUICIDAS CLORADOS CALIBRADOS EN EL METODO ANALITICO. PARA ORGANOFOSFORADOS PICOS OBSERVADOS: 5. PERFIL CARACTERÍSTICO DE HIDROCARBUROS.

NOTAS EXPLICATIVAS PARA MEJOR INTERPRETACION DE LOS RESULTADOS

D: Dilución efectuada a la Muestra NA: No aplica AA: Prueba Acreditada o Aprobada (ver Tabla siguiente) AN: Clave del Analista que realizó la prueba

ND: Significa que el resultado del analito es un valor menor al expresado en la celda LDM. Otra forma de expresarlo es <LDM. NE: Análisis No Efectuado

- Para calcular la Cantidad Mínima Detectable en la muestra analizada, se debe multiplicar el LDM por la dilución efectuada (D)
- Si el resultado es mayor que el Límite de Detección del Método (LDM) y menor que el Límite Práctico de Cuantificación (LPC), debe ser tomado como estimado.
- Cuando en la columna LPC se expresa ***, significa que el valor reportado corresponde a la Cantidad Mínima Cuantificable, LDM no aplica para este Método.
- En los casos en los que se reportan Métodos Alternos, éstos han sido Autorizados por la dependencia correspondiente y de acuerdo al Art. 49 de la LFMN.
- (I) El análisis fue realizado con el Método Extranjero (EPA, ISO, SM, ASTM, etc) que se indica, el cual es un Método Alterno al Método Nacional (NMX o NOM). El reconocimiento de este Método Alterno por las autoridades competentes se indica en la columna AA.

- Los valores de las Incertidumbres Expandidas de cada uno de los parámetros reportados en este informe se encuentran a su disposición, previa solicitud.

DECLARACIONES

- Este informe de Pruebas no podrá ser reproducido total ni parcialmente sin la autorización escrita y firmada por la Dirección General.
 - Los resultados de las pruebas reportadas fueron realizados con los métodos y procedimientos aquí asentados, y sólo afectan a la muestra sometida a prueba.
- ESTIMADO CLIENTE LE RECORDAMOS EL COMPROMISO DE ABC ANALITIC CON LOS 10 PRINCIPIOS DEL PACTO MUNDIAL DE LAS NACIONES UNIDAS EN MATERIA DE DERECHOS HUMANOS, TRABAJO, MEDIO AMBIENTE Y ANTI-CORRUPCIÓN. EN ESTE SENTIDO LE SOLICITAMOS DENUNCIAR A LA BREVEDAD POSIBLE CUALQUIER SITUACIÓN QUE USTED CONSIDERE QUE ATENTE CONTRA ESTOS PRINCIPIOS Y QUE DERIVE DE LAS OPERACIONES DE ALGÚN COLABORADOR DE NUESTRA ORGANIZACIÓN O ALGÚN TERCERO RELACIONADO AL PROCESO DE PRESTACIÓN DE NUESTROS SERVICIOS. LA DENUNCIA PODRÁ HACERLA AL CORREO ELECTRÓNICO: denuncias@abcanalitic.com**

Q.I. JAVIER ENRIQUE SANCHEZ CHAVEZ
GERENTE DE OPERACIONES LABORATORIOS ABC - MATRIZ
REPRESENTANTE AUTORIZADO

En la columna AA se indica la clave que liga con el laboratorio que realizó la prueba y el reconocimiento legal que lo ampara (ver apartado Reconocimientos Legales)



LABORATORIOS ABC QUÍMICA INVESTIGACIÓN Y ANÁLISIS S.A. de C.V.

Intertek + ABCAnalytic | Laboratorio Matriz - Delegación Álvaro Obregón, Ciudad de México

JACARANDAS No. 19, COL. SAN CLEMENTE, ALVARO OBREGON, CDMEX, C.P. 01740

Tels. (55) 5337-1160 CON 15 LINEAS Fax (55)56-358487 e-mail: lababc@labsabc.com.mx Página Web: www.labsabc.com.mx

INFORME DE PRUEBAS

No. DE ORDEN: 832264

No. DE LABORATORIO: 832264-1

FOLIO: 1337923


FECHA DE EMISIÓN: 03/09/18

Página 6 de 6



RECONOCIMIENTOS LEGALES

(Actualizado al 06 de Agosto del 2018)

DEPENDENCIA O INSTITUCIÓN	AA	LABORATORIO QUE REALIZÓ LA PRUEBA Y No. DE ACREDITACIÓN, APROBACIÓN Y/O AUTORIZACIÓN	
 <p>* Laboratorio de Ensayo acreditado por ema, a.c. con base en los alcances publicados en la página de la entidad.</p>	1	LABORATORIOS ABC QUIMICA INVESTIGACIÓN Y ANÁLISIS, SA DE CV - Laboratorio Matriz, Delegación Álvaro Obregón, Ciudad de México: Acreditación N° AG-096-029/11 - Fecha de Acreditación 2011-07-28 - Rama Agua Acreditación N° A-027-001/11 - Fecha de Acreditación 2011-08-01 - Rama Alimentos Acreditación N° R-0091-009/11 - Fecha de Acreditación 2011-05-23 - Rama Residuos	
	2	LABORATORIOS ABC QUIMICA INVESTIGACIÓN Y ANÁLISIS, SA DE CV - Laboratorio Tlaquepaque, Jalisco: Acreditación N° AG-072-016/11 - Fecha de Acreditación 2011-08-09 - Rama Agua	
	3	LABORATORIOS ABC QUIMICA INVESTIGACIÓN Y ANÁLISIS, SA DE CV - Laboratorio Mérida, Yucatán: Acreditación N° AG-096-029/11 - S1 - Fecha de Acreditación 2014-03-25 - Rama Agua	
	4	LABORATORIO FERMI, SA DE CV - Laboratorio Matriz, Delegación Álvaro Obregón, Ciudad de México: Acreditación N° A-0352-029/12 - Fecha de Acreditación 2012-02-16 - Rama Alimentos	
	35	LABORATORIO FERMI, S.A. DE C.V. - Laboratorio Guadalupe, Nuevo León: Acreditación N° A-188-016/12 - Fecha de Acreditación 2012-12-11 - Rama Alimentos	
	5	LABORATORIOS ABC QUIMICA INVESTIGACIÓN Y ANÁLISIS, SA DE CV - Laboratorio Tijuana, Baja California: Acreditación N° AG-0083-012/11 - Fecha de Acreditación 2011-09-01 - Rama Agua	
	27	LABORATORIOS ABC QUIMICA INVESTIGACIÓN Y ANÁLISIS, SA DE CV - Laboratorio Guadalupe, Nuevo León: Acreditación N° AG-035-019/11 - Fecha de Acreditación 2011-06-14 - Rama Agua Acreditación N° R-0283-022/11 - Fecha de Acreditación 2011-06-09 - Rama Residuos	
	21	GAMATEK, SA DE CV - Laboratorio Matriz - Monterrey, Nuevo León: Acreditación No. FF-0020-001/12 - Fecha de Acreditación 2012-02-24 - Rama Fuentes Fijas Acreditación No. AL-0035-004/12 - Fecha de Acreditación 2012-02-07 - Rama Ambiente Laboral Acreditación No. FL - 09 - Fecha de Acreditación 2009-08-25 - Area Flujo	
	29	INTERTEK TESTING SERVICES DE MÉXICO, SA DE CV - Laboratorio Matriz, Delegación Azcapotzalco, Ciudad de México: Acreditación N° AG-188-051/11 - Fecha de Acreditación 2011-05-18 - Rama Agua Acreditación N° R-0044-003/11 - Fecha de Acreditación 2011-05-23 - Rama Residuos Acreditación N° FF-0043-002/11 - Fecha de Acreditación 2011-05-23 - Rama Fuentes Fijas Acreditación N° AL-0212-019/10 - Fecha de Acreditación 2010-08-23 - Rama Ambiente Laboral	
			Acreditaciones otorgadas por la Entidad Mexicana de Acreditación, AC bajo la norma NMX-EC-17025-IMNC-2006 (ISO/IEC 17025-2005): "Requisitos Generales para la Competencia de Laboratorios de Ensayo y Calibración"
	COMISION FEDERAL PARA LA PROTECCIÓN CONTRA RIESGOS SANITARIOS (COFEPRIS)	7	LABORATORIOS ABC QUIMICA INVESTIGACIÓN Y ANÁLISIS, SA DE CV - Laboratorio Matriz, Ciudad de México Tercero Autorizado como Laboratorio de Pruebas - Autorización N° TA-57-16 - Vigencia del 2016-07-14 al 2018-07-14 Rama Alimentos Autorización en proceso de renovación, se mantiene la validez hasta que se concluya el proceso por la dependencia competente.
		8	LABORATORIO FERMI, SA DE CV - Laboratorio Matriz - Ciudad de México Tercero Autorizado como Laboratorio de Pruebas - Autorización N° TA-24-18 - Vigencia del 2018-05-17 al 2020-05-17 - Rama Alimentos
		9	LABORATORIO FERMI, SA DE CV - Laboratorio Mérida, Yucatán: Tercero Autorizado como Laboratorio de Pruebas - Autorización N° TA-64-17 - Vigencia del 2017-09-14 al 2019-09-14 - Rama Alimentos
	COMISIÓN NACIONAL DEL AGUA (CONAGUA)	11	LABORATORIOS ABC QUIMICA INVESTIGACIÓN Y ANÁLISIS, SA DE CV - Laboratorio Matriz, Delegación Álvaro Obregón, Ciudad de México: Aprobación N° CNA-GCA-1817 - Vigencia del 2018-02-09 al 2019-06-21 - Rama Agua
		12	LABORATORIOS ABC QUIMICA INVESTIGACIÓN Y ANÁLISIS, SA DE CV - Laboratorio Tlaquepaque, Jalisco: Aprobación N° CNA-GCA-1820 - Vigencia del 2018-02-09 al 2018-12-16 - Rama Agua
		13	LABORATORIOS ABC QUIMICA INVESTIGACIÓN Y ANÁLISIS, SA DE CV - Laboratorio Mérida, Yucatán: Aprobación N° CNA-GCA-1826 - Vigencia del 2018-02-22 al 2020-02-22 - Rama Agua
		14	LABORATORIOS ABC QUIMICA INVESTIGACIÓN Y ANÁLISIS, SA DE CV - Laboratorio Tijuana, Baja California: Aprobación N° CNA-GCA-1818 - Vigencia del 2018-02-09 al 2019-06-21 - Rama Agua
		28	LABORATORIOS ABC QUIMICA INVESTIGACIÓN Y ANÁLISIS, SA DE CV - Laboratorio Guadalupe, Nuevo León: Aprobación N° CNA-GCA-1819 - Vigencia del 2018-02-09 al 2019-03-01 - Rama Agua
		30	INTERTEK TESTING SERVICES DE MÉXICO, SA DE CV - Laboratorio Matriz, Delegación Azcapotzalco - Ciudad de México: Aprobación N° CNA-GCA-1822 - Vigencia del 2018-02-09 al 2019-03-01 - Rama Agua
	PROCURADURIA FEDERAL DE PROTECCIÓN AL AMBIENTE (PROFEPA)	16	LABORATORIOS ABC QUIMICA INVESTIGACIÓN Y ANÁLISIS, SA DE CV - Laboratorio Matriz, Ciudad de México Aprobación N° PFFA-APR-LP-RS-002MS/2017 - Por la norma NMX-AA-132-SCFI-2016, Vigencia del 2017-07-28 al 2021-08-28 - Rama Suelos (Muestreo) Aprobación N° PFFA-APR-LP-RS-002/2017 - Por la norma NOM-138-SEMARNAT/SSA1-2012, numeral 7 - Vigencia del 2017-07-28 al 2021-07-28 - Rama Suelos (Muestreo) Aprobación N° PFFA-APR-LP-RS-002/2017 - Por la norma NOM-004-SEMARNAT-2002, Anexo II - Vigencia del 2017-07-28 al 2021-07-28 - Lodos y Biosólidos (Muestreo) Aprobación N° PFFA-APR-LP-RS-002A/2017 - Vigencia 2017-06-15 al 2021-06-15 - Rama Suelos, Lodos y Biosólidos (Análisis)
		22	GAMATEK, SA DE CV - Laboratorio Matriz - Monterrey, Nuevo León: Aprobación N° PFFA-APR-LP-FF-028/2018 - Fecha de aprobación 2018-05-31 Rama Fuentes Fijas Aprobación N° PFFA-APR-LP-RUIDO-007/2018 - Fecha de aprobación 2018-01-22 Rama Ruido de Fuentes Fijas
		31	INTERTEK TESTING SERVICES DE MÉXICO, SA DE CV - Laboratorio Matriz - Ciudad de México. Aprobación N° PFFA-APR-LP-RS-010MS/2017 - Vigencia del 2017-08-22 al 2021-08-22 - Rama Suelos (Muestreo) Aprobación N° PFFA-APR-LP-RS-10MR/2015 - Vigencia 2015-05-06 al 2019-05-06 - Rama Residuos (Muestreo) Aprobación N° PFFA-APR-LP-RS-010A/2016 - Vigencia 2016-06-10 al 2020-06-10 - Rama Suelos y Residuos (Análisis) Aprobación N° PFFA-APR-LP-RUIDO-012/2018 - Vigencia 2018-03-23 al 2022-03-23 - Rama Ruido de Fuentes Fijas
		17	LABORATORIOS ABC QUIMICA INVESTIGACIÓN Y ANÁLISIS, SA DE CV - Laboratorio Matriz, Ciudad de México Registro N° PADLA/CDMX/CA/038/AAR - Vigencia del 2018-01-31 al 2019-01-31 - Norma NADF-015-AGUA-2009 - Rama Agua
	PADRÓN DE LABORATORIOS AMBIENTALES DEL GOBIERNO DE LA CIUDAD DE MÉXICO	24	GAMATEK, SA DE CV - Laboratorio Matriz - Monterrey, Nuevo León: Registro N° PADLA/CDMX/CA/014/AGC - Vigencia del 2017-11-13 al 2018-11-13 - Norma NOM-085-SEMARNAT-2011 - Rama Gases de Combustión Registro N° PADLA/CDMX/CA/014/VM - Vigencia del 2017-11-13 al 2018-11-13 Norma NADF-004-AMBT-2004 Rama Vibraciones Mecánicas
		32	INTERTEK TESTING SERVICES DE MÉXICO, SA DE CV - Laboratorio Matriz - Ciudad de México Registro N° PADLA/CDMX/CA/036/AAR - Vigencia del 2018-01-17 al 2019-01-17 - Norma NADF-015-AGUA-2009 - Rama Agua Registro N° PADLA/CDMX/CA/036/RD - Vigencia del 2018-01-11 al 2019-01-11 Norma NADF-005-AMBT-2013 Rama Ruido Perimetral
	GOBIERNOS DEL ESTADO DE MEXICO Y QUERÉTARO	18	LABORATORIOS ABC QUIMICA INVESTIGACIÓN Y ANÁLISIS, SA DE CV - Laboratorio Matriz, Ciudad de México Registro N° MEX/QRO/REDLA60/AEA/MER/2012-2013 - Vigencia del 2012-04-01 al 2013-04-01 - Rama Fuentes Fijas Los Gobiernos del Estado de México y Querétaro no han vuelto a publicar una Convocatoria para formar parte de la Red de Laboratorios Ambientales. La última convocatoria fue el 2011-11-29. Se desconoce si se emitirá una nueva Convocatoria.
	GOBIERNO DEL ESTADO DE BAJA CALIFORNIA	20	LABORATORIOS ABC QUIMICA INVESTIGACIÓN Y ANÁLISIS, SA DE CV - Laboratorio Tijuana, Baja California: Registro No. SPA-LAMB-002/04 Vigencia del 2017-01-13 a la próxima convocatoria - Rama Fuentes Fijas y Agua GAMATEK, SA DE CV - Laboratorio Matriz - Monterrey, Nuevo León:
	SECRETARIA DEL TRABAJO Y PREVISION SOCIAL	23	Aprobación N° LPSTPS-029/17 - Vigencia a partir del 2017-08-24 Agentes Físicos Ambiente Laboral Aprobación N° LPSTPS-029/2018 - Vigencia a partir del 2018-03-22 Agentes Químicos Ambiente Laboral
	AGUAS DE SALTILLO	25	INTERTEK TESTING SERVICES DE MÉXICO, SA DE CV - Laboratorio Matriz - Ciudad de México. Aprobación N° LPSTPS-083/16 - Vigencia a partir del 2016-08-22 y 2011-08-22 Agentes Físicos Ambiente Laboral
RAMOS ARIZPE	26	LABORATORIOS ABC QUIMICA INVESTIGACIÓN Y ANÁLISIS, SA DE CV - Laboratorio Sucursal - Monterrey, Nuevo León: Registro No. PSSA-14/2018 Vigencia del 2018-02-12 al 2019-01-31 - Rama Agua	
JUNTA MUNICIPAL DE AGUA Y SANEAMIENTO DE JUÁREZ, CIUDAD JUÁREZ, CHIHUAHUA	34	LABORATORIOS ABC QUIMICA INVESTIGACIÓN Y ANÁLISIS, SA DE CV - Laboratorio Sucursal - Monterrey, Nuevo León: Registro N° JMAS-NORM-615/18 - Vigencia del 2018-01-31 al 2019-01-31 - Rama Agua	
JUNTA MUNICIPAL DE AGUA Y SANEAMIENTO DE CHIHUAHUA, CHIHUAHUA	36	LABORATORIOS ABC QUIMICA, INVESTIGACIÓN Y ANÁLISIS, S.A. DE C.V. - Laboratorio Matriz, Ciudad de México Registro Rama de Agua No. JMA-PSMA-024-99 - Vigencia 2017-12-09 al 2018-12-08 - Muestreo y No. JMA-PSAL-024-100 - Vigencia del 2017-12-09 al 2018-12-08 - Análisis	
Notas para casos especiales:	A	Prueba no acreditada ni autorizada o aprobada por alguna institución o dependencia, sin embargo el análisis se realiza de acuerdo a los requerimientos marcados en nuestro Sistema de Gestión de Calidad, Responsabilidad Social y Tecnología, el cual está basado en la Norma NMX-EC-17025-IMNC-2006.	
	B	Parámetro que por ser una preparación de muestra no requiere ser acreditado ni aprobado o autorizado de acuerdo con los procedimientos internos tanto de la ema a.c. como de las respectivas dependencias gubernamentales. Estas preparaciones son parte del proceso analítico.	
	C	El resultado reportado en este parámetro proviene de un cálculo que involucra resultados de otros parámetros que sí fueron analizados en la muestra. No se indica ningún reconocimiento ya que esto aplica sólo para los parámetros que se cuantifican a través de una prueba.	

En la columna AA se indica la clave que liga con el laboratorio que realizó la prueba y el reconocimiento legal que lo ampara (ver apartado Reconocimientos Legales)

CROMATOGRAMAS

**PLAGUICIDAS
FOSFORADOS**

Quantitation Report (QT Reviewed)

Data Path : D:\2018\22AG18\
 Data File : SV025.D
 Acq On : 23 Aug 2018 6:43 pm (#1); 23 Aug 2018 18:39 pm (#2)
 Operator : BCI/BGJ
 Sample : 832264-1
 Misc : EXT-2013-22p49 BCI BGJ CLB
 ALS Vial : 22 Sample Multiplier: 0.156182

Quant Time: Aug 23 20:05:27 2018
 Quant Method : D:\METHODS\OFOSF_22AG18(500 a 4000).M
 Quant Title :
 QLast Update : Thu Aug 23 16:21:51 2018
 Response via : Initial Calibration

Compound	R.T.	QIon	Response	Conc	Units	Dev(Min)

System Monitoring Compounds						
5) Tributyl phosphate	14.036	GC1	5994828	1291.14	µg/L	0.07
Spiked Amount 1500.000			Recovery =	86.08%		
26) Triphenyl Phosphate	34.333	GC1	4792086	1224.34	µg/L	0.00
Spiked Amount 1500.000			Recovery =	81.62%		

Target Compounds						
						Qvalue
1) Dichlorvos (DDVP)	0.000		0			N.D.
2) Mevinphos	0.000		0			N.D.
3) Demeton-S	0.000		0			N.D.
4) Etonoprophos	0.000		0			N.D.
6) Naled	0.000		0			N.D.
7) Sulfotep	0.000		0			N.D.
8) Phorate	0.000		0			N.D.
9) Dimethoate	0.000		0			N.D.
10) Demeton-O	0.000		0			N.D.
11) Terbufos	0.000		0			N.D.
12) Diazinon	0.000		0			N.D.
13) Disulfoton	0.000		0			N.D.
14) Methyl Parathion	0.000		0			N.D.
15) Ronnel	0.000		0			N.D.
16) Malathion	0.000		0			N.D.
17) Chlorpyrifos	0.000		0			N.D.
18) Fenthion	0.000		0			N.D.
19) Ethyl Parathion	0.000		0			N.D.
20) Trichloronat	0.000		0			N.D.
21) Stirophos (Tetrachloro...)	0.000		0			N.D.
22) Tokuthion (Prothiofos)	0.000		0			N.D.
23) Merphos	0.000		0			N.D.
24) Fensulfothion	0.000		0			N.D.
25) Bolstar (Sulprofos)	0.000		0			N.D. d
27) EPN	0.000		0			N.D.
28) Azinphos Methyl (Guthion)	0.000		0			N.D.
29) Coumaphos	0.000		0			N.D.

(#) = qualifier out of range (m) = manual integration (+) = signals summed

Quantitation Report (QT Reviewed)

Data Path : D:\2018\22AG18\
 Data File : SV025.D
 Acq On : 23 Aug 2018 6:43 pm (#1); 23 Aug 2018 18:39 pm (#2)
 Operator : BCI/BGJ
 Sample : 832264-1
 Misc : EXT-2013-22p49 BCI BGJ CLB
 ALS Vial : 22 Sample Multiplier: 0.156182

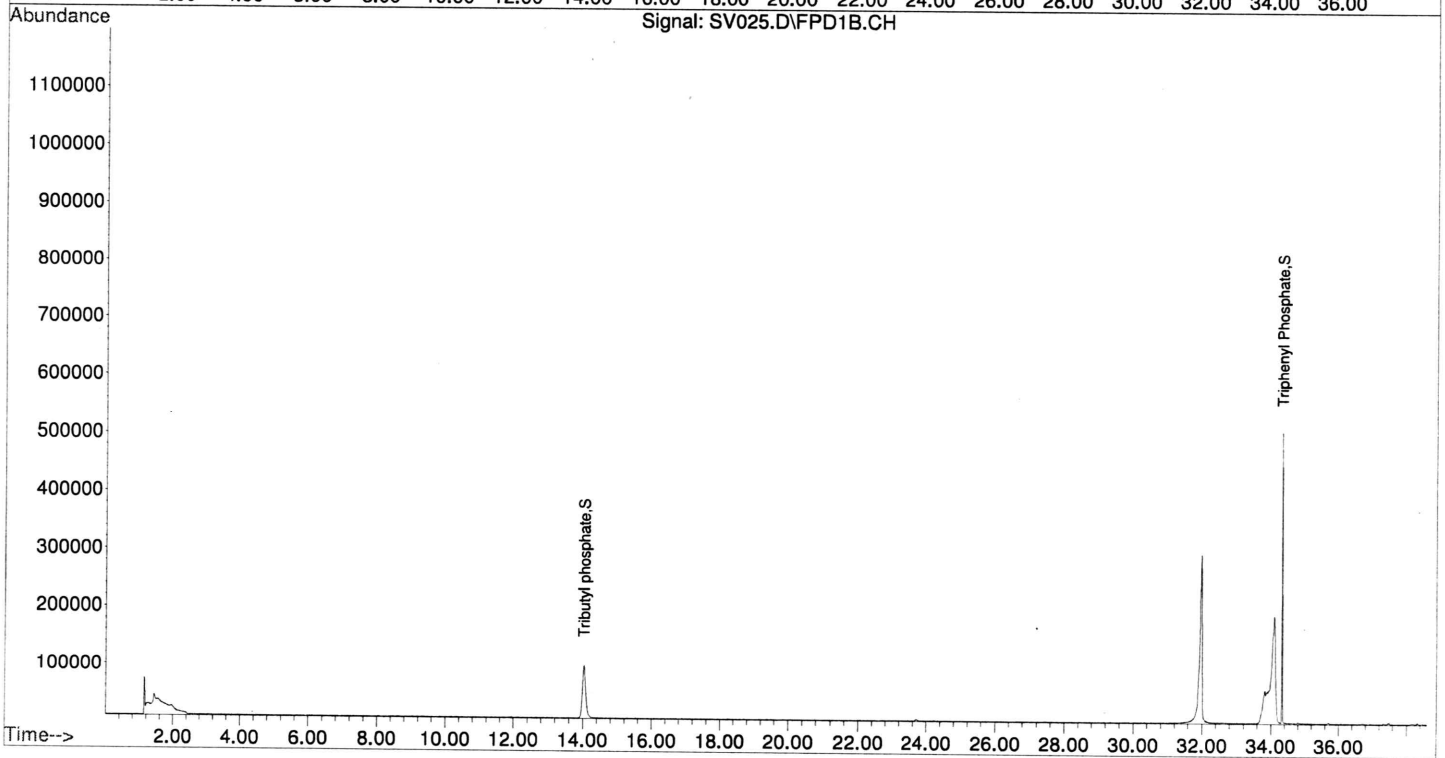
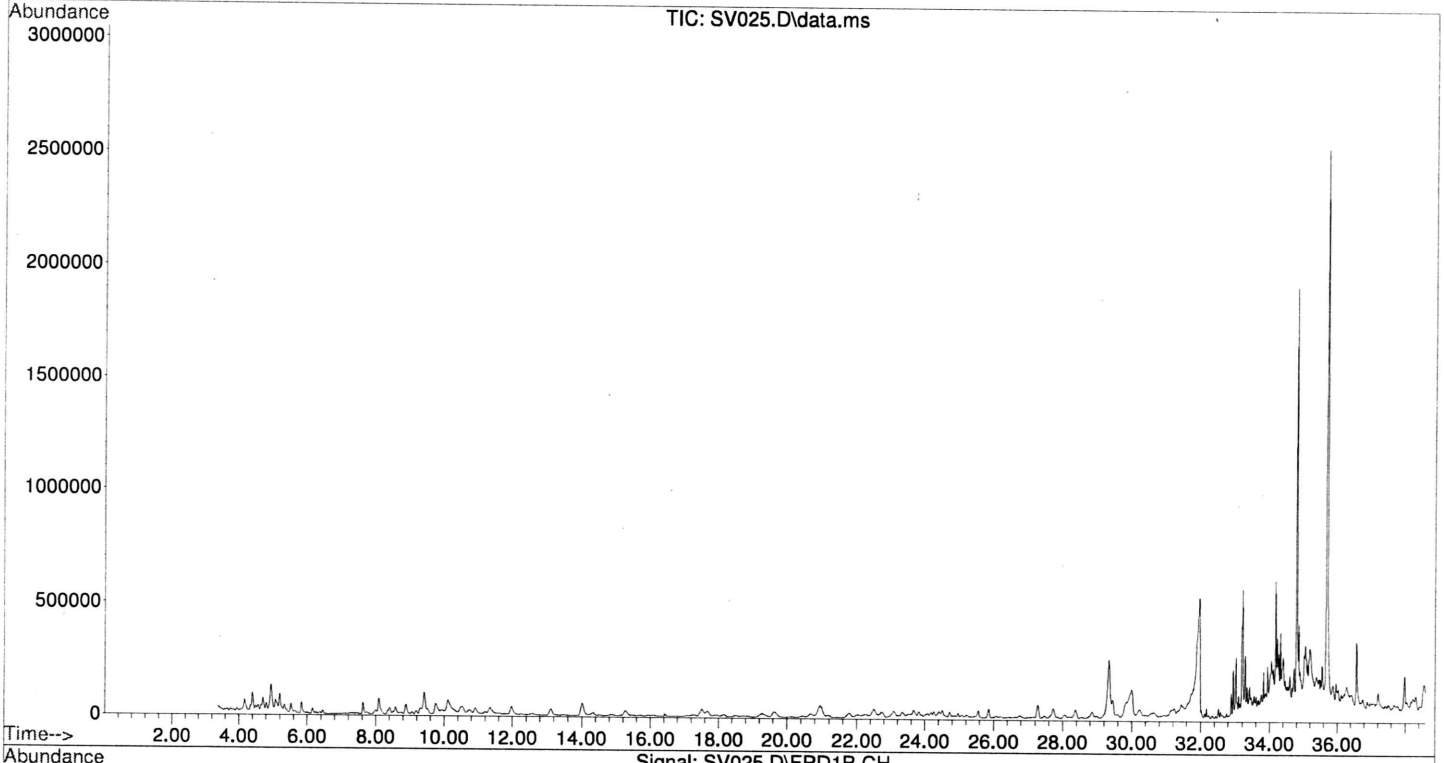
Quant Time: Aug 23 20:05:27 2018
 Quant Method : D:\METHODS\OFOSF_22AG18(500 a 4000).M
 Quant Title :
 QLast Update : Thu Aug 23 16:21:51 2018
 Response via : Initial Calibration

Compound	R.T.	QIon	Response	Conc	Units	Dev(Min)
System Monitoring Compounds						
5) Tributyl phosphate	14.036	GC1	5994828	1291.14	µg/L	
Spiked Amount	1500.000			Recovery	=	86.08%
26) Triphenyl Phosphate	34.333	GC1	4792086	1224.34	µg/L	
Spiked Amount	1500.000			Recovery	=	81.62%
Target Compounds						
1) Dichlorvos (DDVP)	0.000		0			N.D.
2) Mevinphos	0.000		0			N.D.
3) Demeton-S	0.000		0			N.D.
4) Etonoprophos	0.000		0			N.D.
6) Naled	0.000		0			N.D.
7) Sulfotep	0.000		0			N.D.
8) Phorate	0.000		0			N.D.
9) Dimethoate	0.000		0			N.D.
10) Demeton-O	0.000		0			N.D.
11) Terbufos	0.000		0			N.D.
12) Diazinon	0.000		0			N.D.
13) Disulfoton	0.000		0			N.D.
14) Methyl Parathion	0.000		0			N.D.
15) Ronnel	0.000		0			N.D.
16) Malathion	0.000		0			N.D.
17) Chlorpyrifos	0.000		0			N.D.
18) Fenthion	0.000		0			N.D.
19) Ethyl Parathion	0.000		0			N.D.
20) Trichloronat	0.000		0			N.D.
21) Stirophos (Tetrachloro...	0.000		0			N.D.
22) Tokuthion (Prothiofos)	0.000		0			N.D.
23) Merphos	0.000		0			N.D.
24) Fensulfothion	0.000		0			N.D.
25) Bolstar (Sulprofos)	0.000		0			N.D.
27) EPN	0.000		0			N.D.
28) Azinphos Methyl (Guthion)	0.000		0			N.D.
29) Coumaphos	0.000		0			N.D.

(#) = qualifier out of range (m) = manual integration (+) = signals summed

Data Path : D:\2018\22AG18\
Data File : SV025.D
Acq On : 23 Aug 2018 6:43 pm (#1); 23 Aug 2018 18:39 pm (#2)
Operator : BCI/BGJ
Sample : 832264-1
Misc : EXT-2013-22p49 BCI BGJ CLB
ALS Vial : 22 Sample Multiplier: 0.156182

Quant Time: Aug 23 20:05:27 2018
Quant Method : D:\METHODS\OFOSF_22AG18(500 a 4000).M
Quant Title :
QLast Update : Thu Aug 23 16:21:51 2018
Response via : Initial Calibration



CROMATOGRAMAS

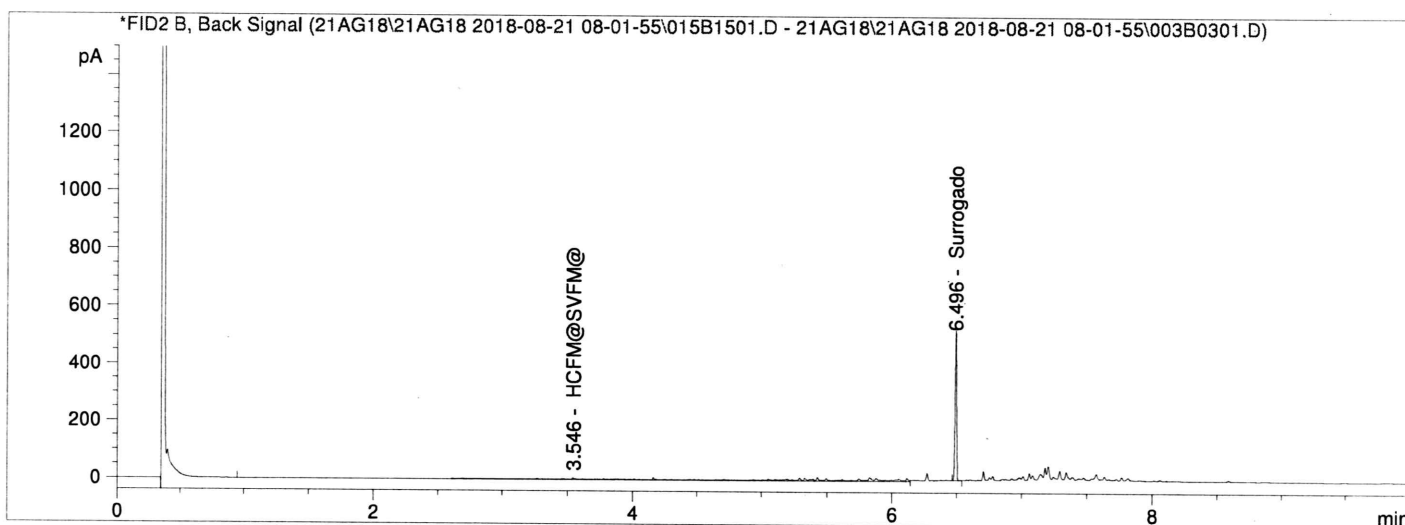
DETERMINACION DE HIDROCARBURO FRACCION MEDIA

Sample Name: 832264-1

```

=====
Acq. Operator   : TNE                               Seq. Line :   15
Acq. Instrument : Instrument 1                       Location  : Vial 15
Injection Date  : 21/08/2018 12:03:16              Inj       :    1
                                                    Inj Volume: 1 µl
Acq. Method     : D:\CHEM32\1\DATA\21AG18\21AG18 2018-08-21 08-01-55\FMN2C.M
Last changed    : 21/08/2018 11:02:49              by TNE
                (modified after loading)
Analysis Method : C:\CHEM32\1\METHODS\BACK27FB18S.M
Last changed    : 21/08/2018 07:13:05              by TNE
                (modified after loading)
Method Info     : Análisis Hidrocarburos Fracción Media. Columna HP-5 19091J-413#Inv.SVO-2012-
                19-06/11 C.C 502.3 A 5023.0 mg/L SVO-2014-03-54/08 A 12 CC/HCFM/CRG024/
                BACK27FB18S.M

Sample Info     : PREPARACION 20/08/2018, EXT-2018-21 PAG. 042
=====
    
```



External Standard Report

```

Sorted By           : Signal
Calib. Data Modified : 20/08/2018 08:51:32
Multiplier          : 6.660e-2
Dilution            : 1.0000
Use Multiplier & Dilution Factor with ISTDs
    
```

Signal 1: FID2 B, Back Signal
 Signal has been modified after loading from rawdata file!

RetTime [min]	Type	Area [pA*s]	Amt/Area	Amount [mg/Kg]	Grp	Name
3.546	BBA+	369.38629	8.48535e-1	20.87493		HCFM@SVFM@
6.496	BH	422.53293	3.76357e-1	10.59094		Surrogado

Totals : 31.46587

*** End of Report ***

CROMATOGRAMAS

**COMPUESTOS
ORGANICOS
SEMIVOLATILES**

Quantitation Report (QT Reviewed)

Data Path : C:\msdchem\1\DATA\2018\AG18\20AG18\
 Data File : SV016.D
 Acq On : 20 Aug 2018 11:16 pm
 Operator : MAS
 Sample : 832264-1
 Misc : SVOCS SUELO EXT-2018-14p17 MAS 2018-08-20
 ALS Vial : 15 Sample Multiplier: 0.06667

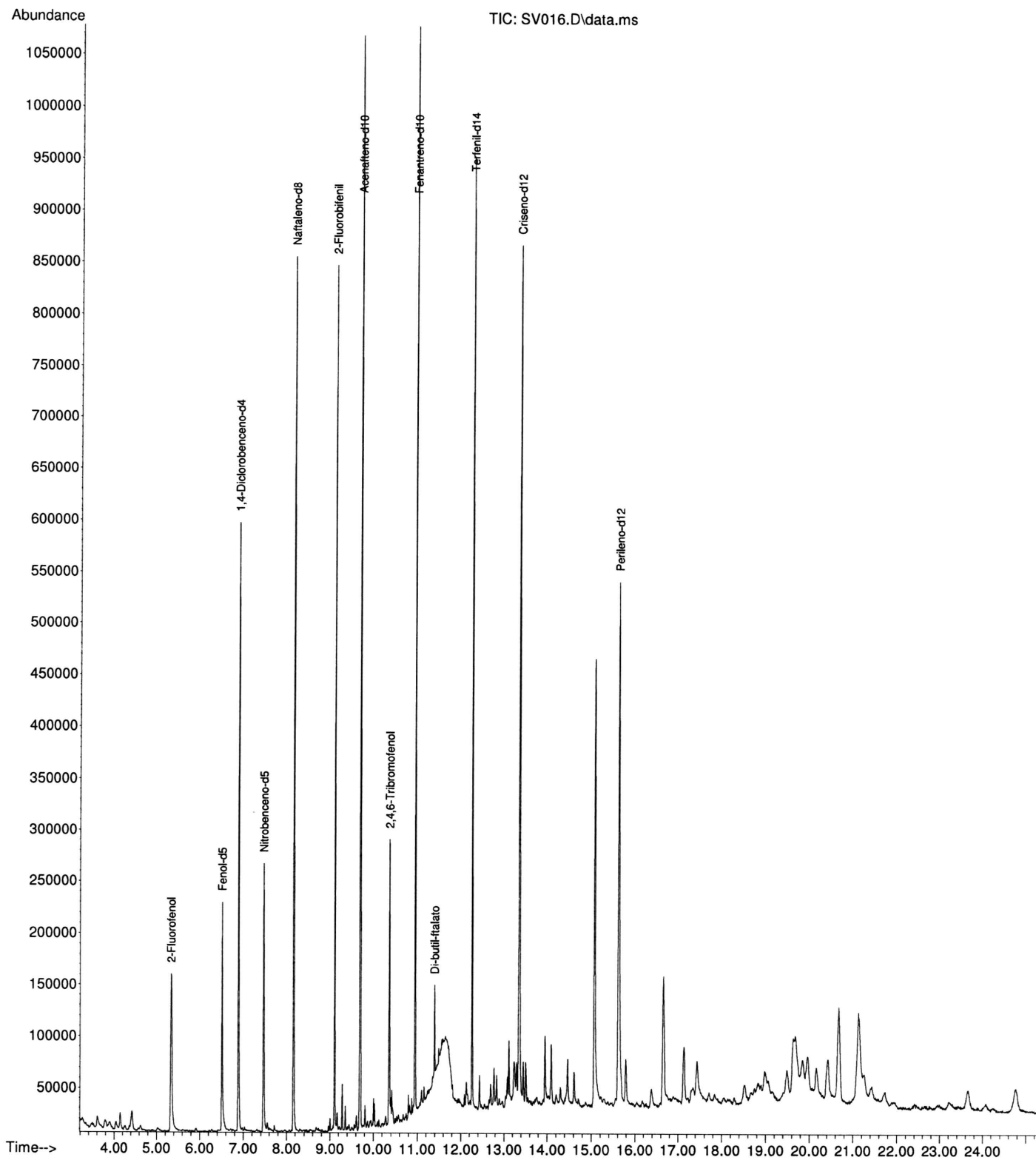
Quant Time: Aug 21 13:04:08 2018
 Quant Method : C:\msdchem\1\METHODS\2018 SVOCS\SVOCS-JL18-01.M
 Quant Title : ITSA CRG011
 QLast Update : Wed Jul 04 18:46:50 2018
 Response via : Initial Calibration

Compound	R.T.	QIon	Response	Conc	Units	Dev(Min)	
Internal Standards							
1) 1,4-Diclorobenceno-d4	6.884	152	1317596	20.05	µg/mL	0.00	
28) Naftaleno-d8	8.156	136	4837489	20.05	µg/mL	0.00	
43) Acenafteno-d10	9.696	164	2800388	20.05	µg/mL	0.00	
62) Fenantreno-d10	10.944	188	4626813	20.05	µg/mL	0.00	
71) Criseno-d12	13.354	240	4456333	20.05	µg/mL	0.00	
78) Perileno-d12	15.622	264	4332655	20.05	µg/mL	0.01	
System Monitoring Compounds							
4) 2-Fluorofenol	5.337	112	1083249	12.48	µg/mL	0.00	
Spiked Amount	16.040						Recovery = 77.81%
5) Fenol-d5	6.507	99	1297435	12.30	µg/mL	0.00	
Spiked Amount	16.040						Recovery = 76.68%
19) Nitrobenceno-d5	7.462	82	1056522	14.25	µg/mL	0.00	
Spiked Amount	16.040						Recovery = 88.84%
37) 2-Fluorobifenil	9.109	172	2903585	16.31	µg/mL	0.00	
Spiked Amount	16.040						Recovery = 101.68%
58) 2,4,6-Tribromofenol	10.361	330	469761	15.57	µg/mL	0.00	
Spiked Amount	16.040						Recovery = 97.07%
68) Terfenil-d14	12.261	244	3398923	17.19	µg/mL	0.00	
Spiked Amount	16.040						Recovery = 107.17%
Target Compounds							
2) Piridina	0.000		0		N.D.		Qvalue
3) N-nitrosodimetilamina	0.000		0		N.D.		
6) Anilina	0.000		0		N.D.		
7) Fenol	0.000		0		N.D.		
8) Bis(2-cloroetil)eter	0.000		0		N.D.		
9) 2-Clorofenol	0.000		0		N.D.		
10) 1,3-diclorobenceno	0.000		0		N.D.		
11) 1,4-Diclorobenceno	0.000		0		N.D.		
12) 1,2-Diclorobenceno	0.000		0		N.D.		
13) Alcohol bencilico	0.000		0		N.D.		
14) o-metilfenol	0.000		0		N.D.		
15) Bis(2-cloroisopropil)eter	0.000		0		N.D.		
16) Hexacloroetano	0.000		0		N.D.		
17) N-nitroso-di-n-propila...	0.000		0		N.D.		
18) m,p-Metilfenol	0.000		0		N.D.		
20) Nitrobenceno	0.000		0		N.D.		
21) Isoforona	0.000		0		N.D.		
22) 2-Nitrofenol	0.000		0		N.D.		
23) 2,4-Dimetilfenol	0.000		0		N.D.		
24) Bis(2-cloroetoxi)metano	0.000		0		N.D.		
25) 2,4-Diclorofenol	0.000		0		N.D.		
26) Acido-Benzoico	0.000		0		N.D.		
27) 1,2,4-Triclorobenceno	0.000		0		N.D.		
29) Naftaleno	0.000		0		N.D.		
30) 4-Cloroanilina	0.000		0		N.D.		
31) Hexaclorobutadieno	0.000		0		N.D.		
32) 4-Cloro-3-metilfenol	0.000		0		N.D.		
33) 2-Metilnaftaleno	0.000		0		N.D.		
34) Hexaclorociclopentadieno	0.000		0		N.D.		

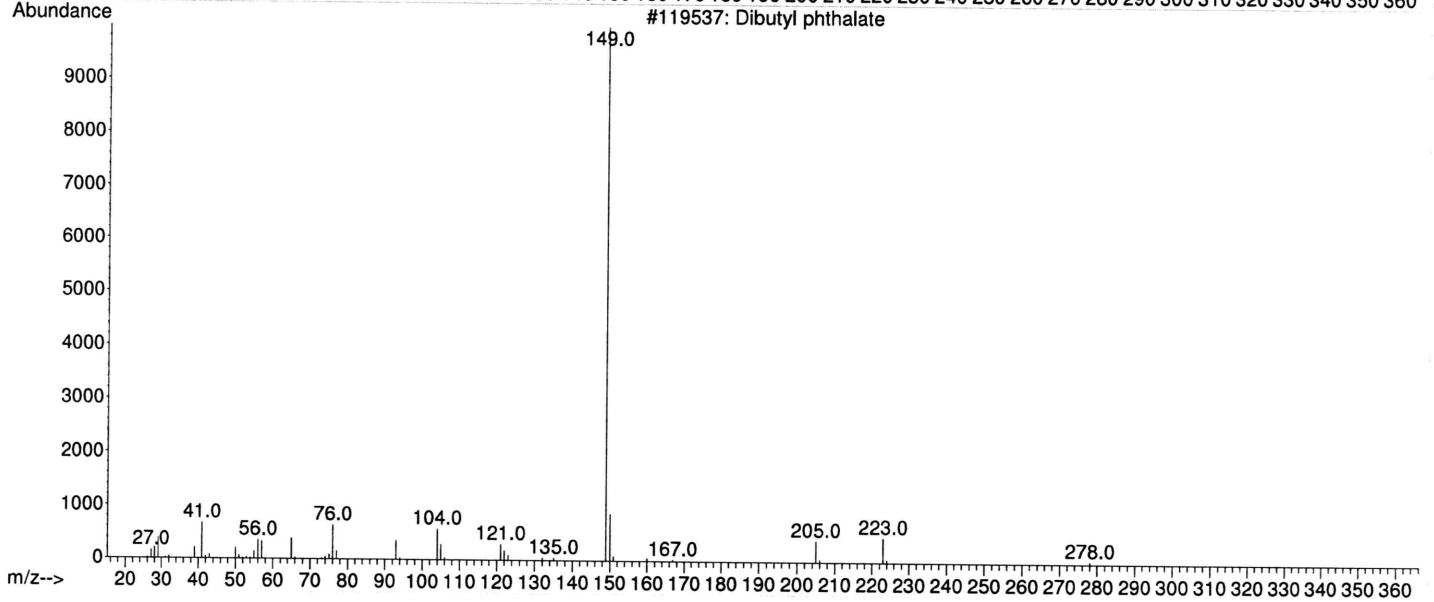
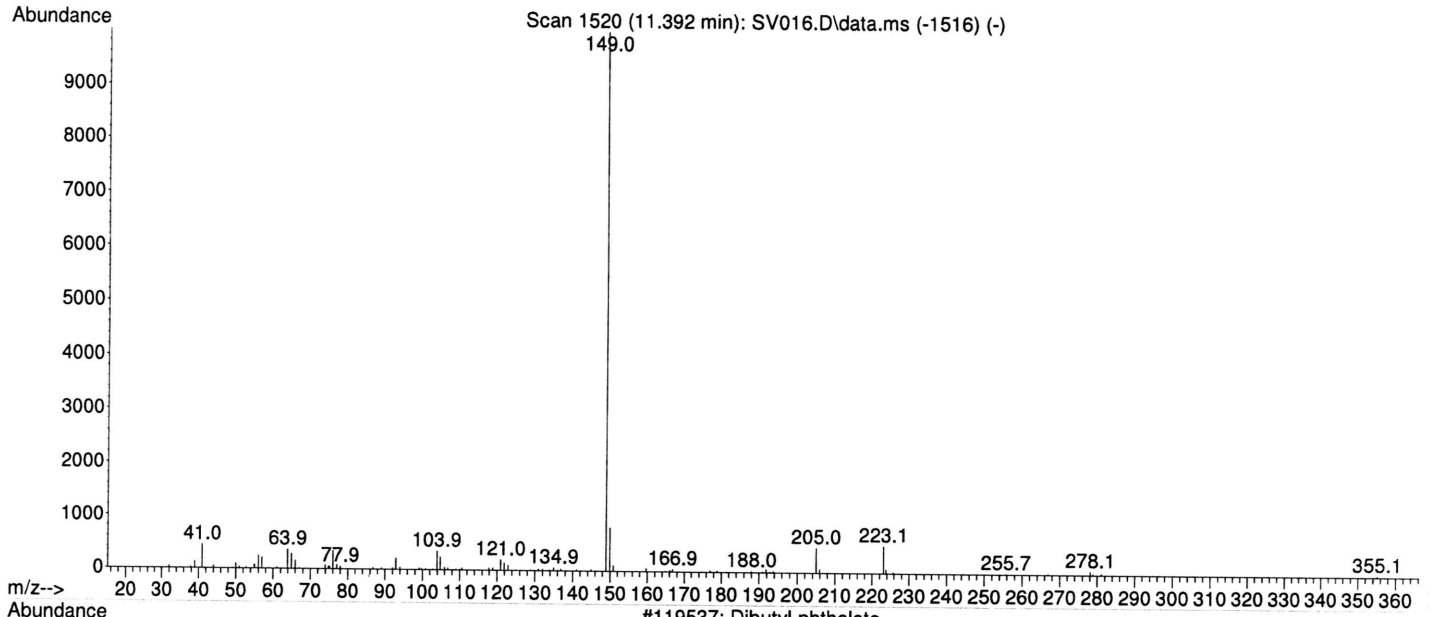
35)	2,4,6-Triclorofenol	0.000		0	N.D.	
36)	2,4,5-Triclorofenol	0.000		0	N.D.	
38)	2-Cloronaftaleno	0.000		0	N.D.	
39)	2-Nitroanilina	0.000		0	N.D.	
40)	Di-metil ftalato	0.000		0	N.D.	
41)	2,6-Dinitrotolueno	0.000		0	N.D.	
42)	Acenaftileno	0.000		0	N.D.	
44)	3-Nitroanilina	0.000		0	N.D.	
45)	Acenafteno	0.000		0	N.D.	
46)	2,4-Dinitrofenol	0.000		0	N.D.	
47)	4-Nitrofenol	0.000		0	N.D.	
48)	Dibenzofurano	0.000		0	N.D.	
49)	2,4-Dinitrotolueno	0.000		0	N.D.	
50)	2,3,4,6-Tetraclorofenol	0.000		0	N.D.	
51)	Di-etil-ftalato	0.000		0	N.D.	
52)	Fluoreno	0.000		0	N.D.	
53)	4-Clorofenil-fenil-eter	0.000		0	N.D.	
54)	4-Nitroanilina	0.000		0	N.D.	
55)	4,6-Dinitro-2-metilfenol	0.000		0	N.D.	
56)	n-nitroso-difenilamina	0.000		0	N.D.	
57)	1,2-Difenilhidrazina	0.000		0	N.D.	
59)	4-Bromofenil-fenileter	0.000		0	N.D.	
60)	Hexaclorobenceno	0.000		0	N.D.	
61)	Pentaclorofenol	0.000		0	N.D.	
63)	Fenantreno	0.000		0	N.D.	
64)	Antraceno	0.000		0	N.D.	
65)	Di-butil-ftalato	11.391	149	451430	0.11 mg/Kg	98
66)	Fluoranteno	0.000		0	N.D.	
67)	Pireno	0.000		0	N.D.	
69)	Butil-benzil-ftalato	0.000		0	N.D.	
70)	Benzo[a]antraceno	0.000		0	N.D.	
72)	Criseno	0.000		0	N.D.	
73)	Bis(2-etilhexil)ftalato	0.000		0	N.D.	
74)	Di-n-octil-ftalato	0.000		0	N.D.	
75)	Benzo(b)fluoranteno	0.000		0	N.D.	
76)	Benzo(K)fluoranteno	0.000		0	N.D.	
77)	Benzo(a)pireno	0.000		0	N.D.	
79)	Indeno[1,2,3-cd]pireno	0.000		0	N.D.	
80)	Dibenzo[a,h]antraceno	0.000		0	N.D.	
81)	Benzo[g,h,i]perileno	0.000		0	N.D.	

(#) = qualifier out of range (m) = manual integration (+) = signals summed

File :C:\msdchem\1\DATA\2018\AG18\20AG18\SV016.D
Operator : MAS
Acquired : 20 Aug 2018 11:16 pm using AcqMethod SVOCS.P.M
Instrument : ITSA CRG 011
Sample Name: 832264-1
Misc Info : SVOCS SUELO EXT-2018-14p17 MAS 2018-08-20
Vial Number: 15



Library Searched : C:\Database\NIST08.L
Quality : 93
ID : Dibutyl phthalate

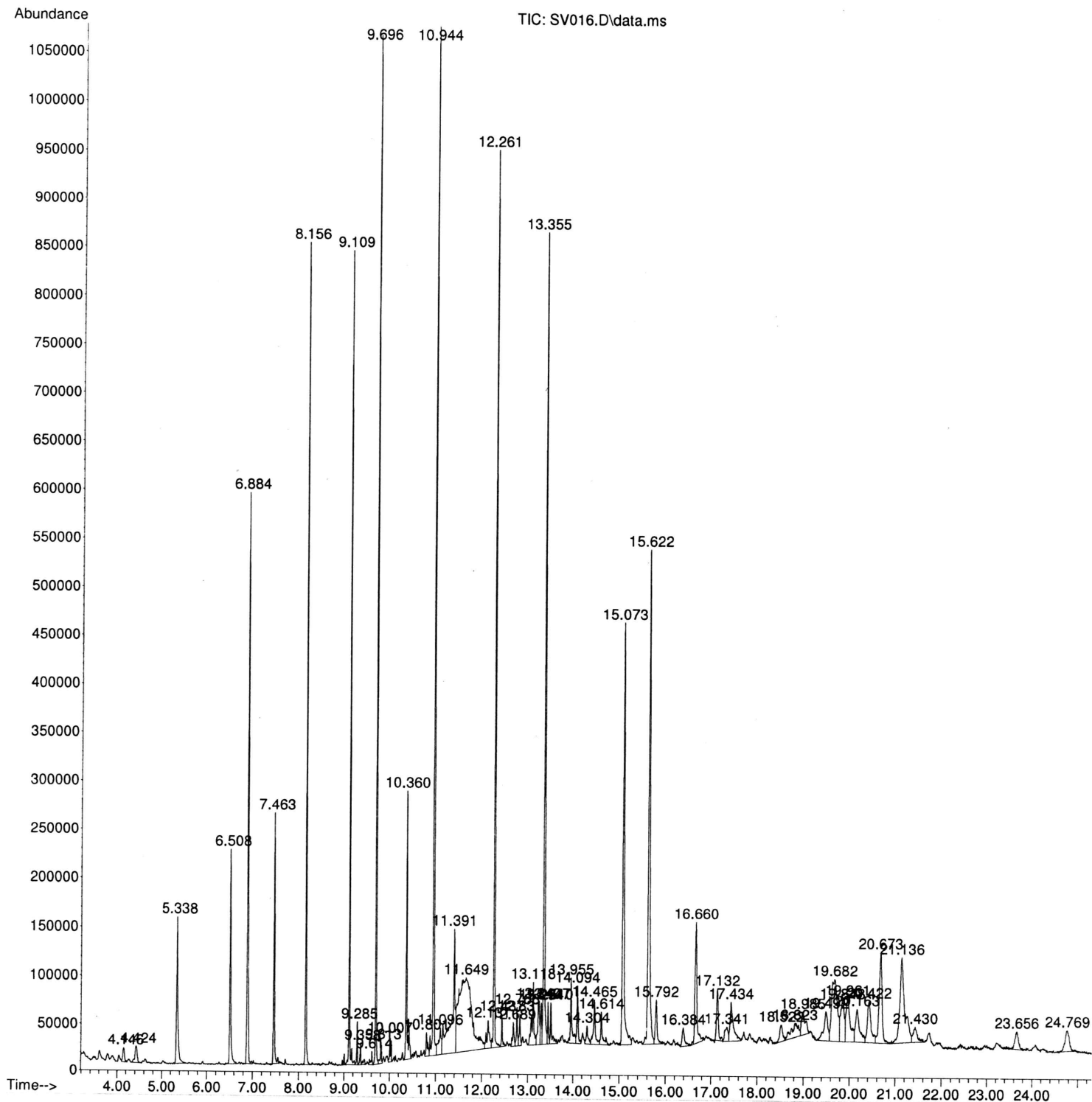


Library Search Report

Data Path : C:\msdchem\1\DATA\2018\AG18\20AG18\
Data File : SV016.D
Acq On : 20 Aug 2018 11:16 pm
Operator : MAS
Sample : 832264-1
Misc : SVOCS SUELO EXT-2018-14p17 MAS 2018-08-20
ALS Vial : 15 Sample Multiplier: 0.06667

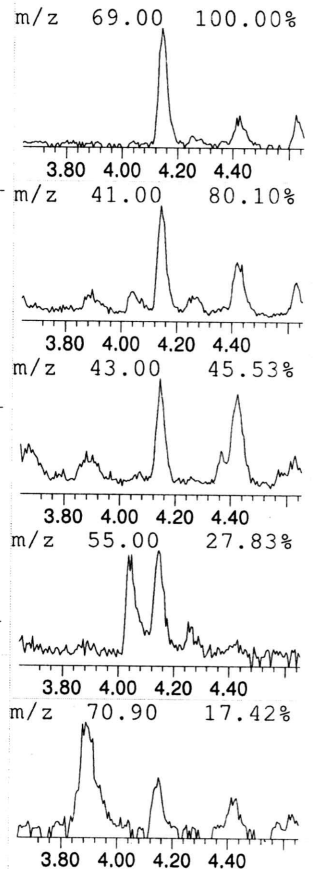
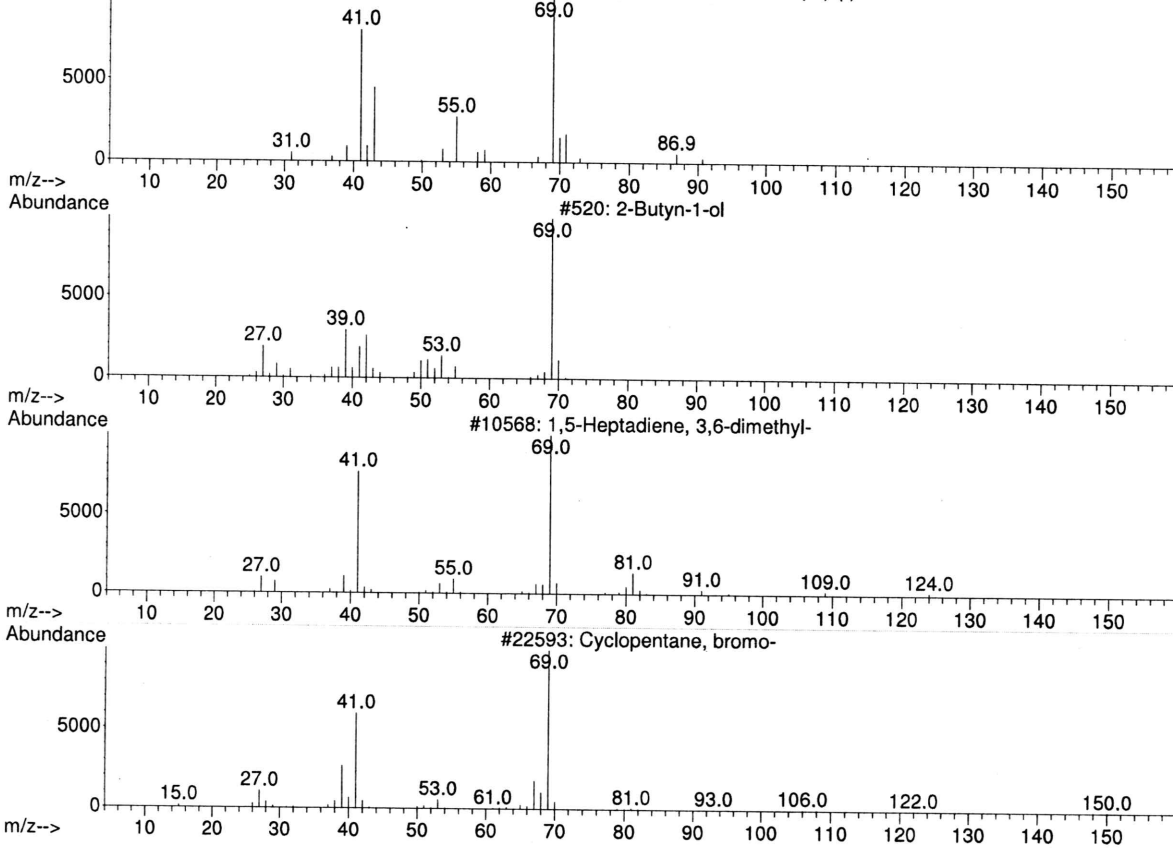
Search Libraries: C:\Database\NIST08.L Minimum Quality: 0

Unknown Spectrum: Apex minus baseline at 0 minutes
Integration Events: ChemStation Integrator - autoint1.e



Library Search Report - ChemStation Integrator

Unknown Spectrum based on Apex minus baseline at 0 minutes
Scan 179 (4.148 min): SV016.D\data.ms (-1) (-)



Data File: C:\msdchem\1\DATA\2018\AG18\20AG18\SV016.D
Sample : 832264-1

Peak Number: 1 at 4.148 min Area: 403657 Area % 0.21

The 3 best hits from each library.

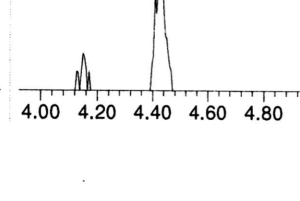
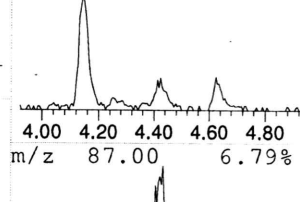
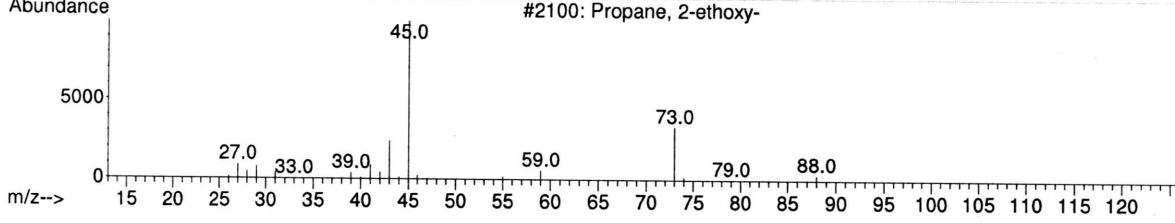
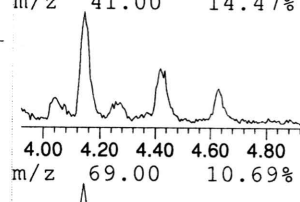
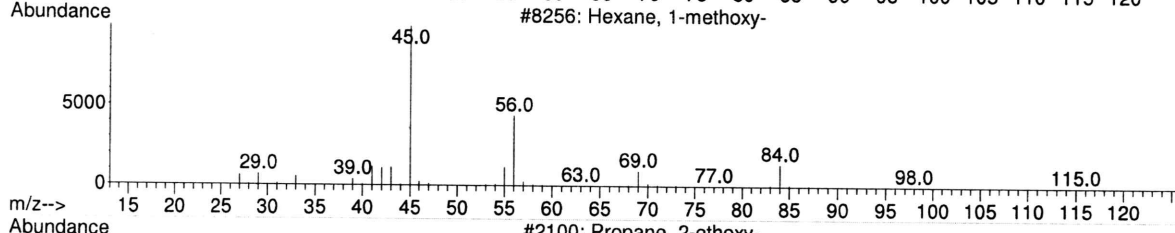
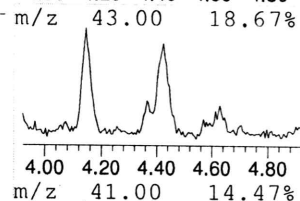

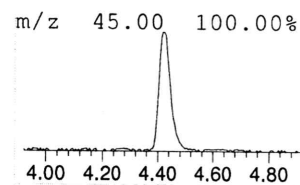
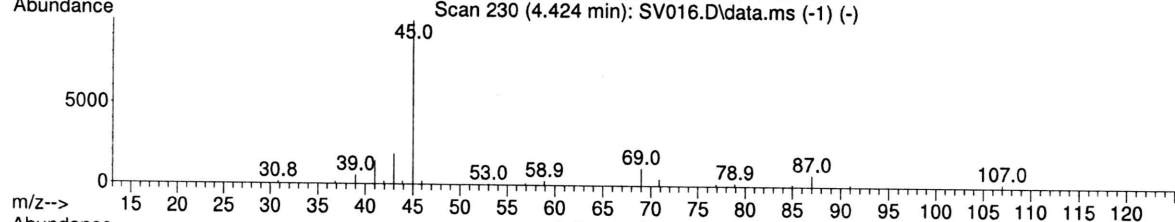
Ref\#	CAS\#	Qual

C:\Database\NIST08.L		
1	2-Butyn-1-ol	520 000764-01-2 9
2	1,5-Heptadiene, 3,6-dimethyl-	10568 034891-10-6 9
3	Cyclopentane, bromo-	22593 000137-43-9 9

Library Search Report - ChemStation Integrator

Unknown Spectrum based on Apex minus baseline at 0 minutes

Scan 230 (4.424 min): SV016.D\data.ms (-) (-)



Data File: C:\msdchem\1\DATA\2018\AG18\20AG18\SV016.D
 Sample : 832264-1

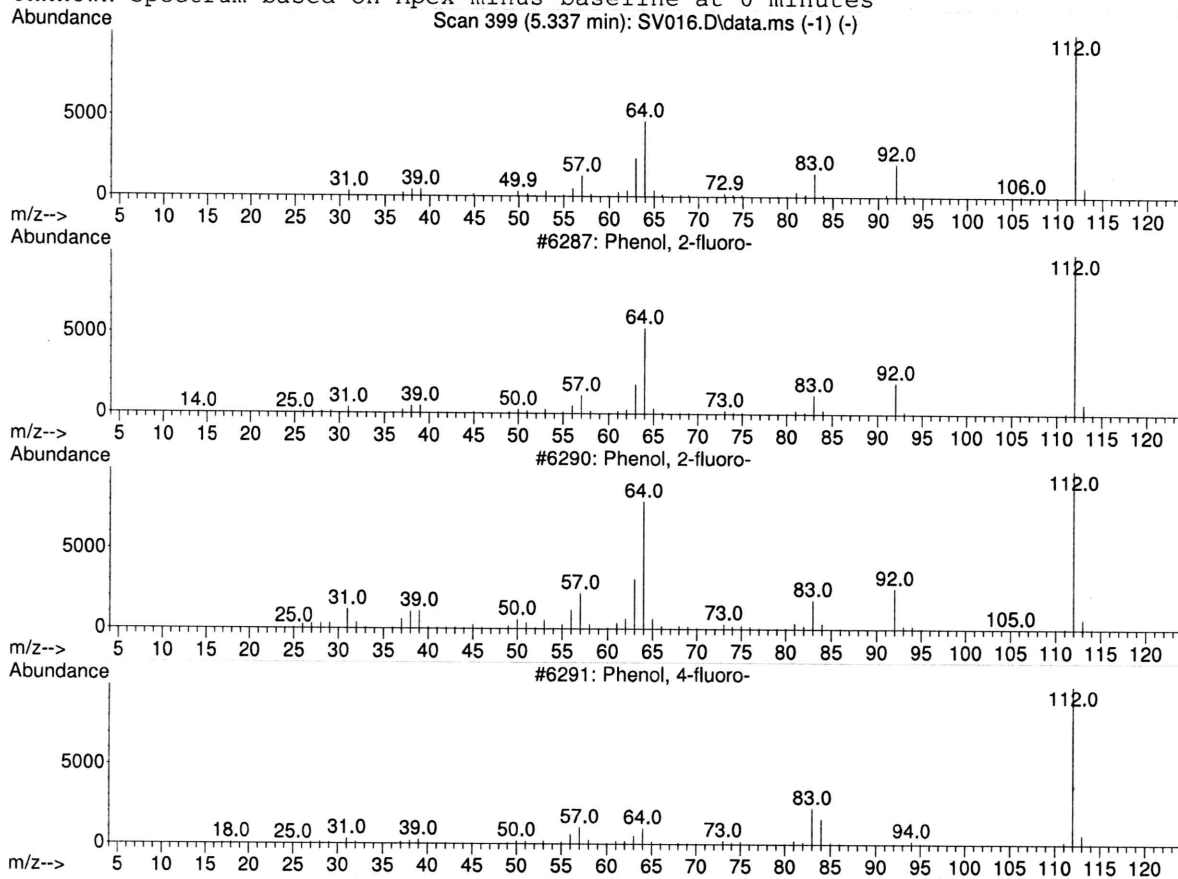
Peak Number: 2 at 4.424 min Area: 644393 Area % 0.34

The 3 best hits from each library.

	Ref\#	CAS\#	Qual
C:\Database\NIST08.L			
1 4-Penten-2-ol	1711	000625-31-0	38
2 Hexane, 1-methoxy-	8256	004747-07-3	9
3 Propane, 2-ethoxy-	2100	000625-54-7	9

Library Search Report - ChemStation Integrator

Unknown Spectrum based on Apex minus baseline at 0 minutes



Data File: C:\msdchem\1\DATA\2018\AG18\20AG18\SV016.D

Sample : 832264-1

Peak Number: 3 at 5.337 min Area: 3435244 Area % 1.80

The 3 best hits from each library.

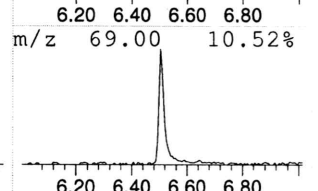
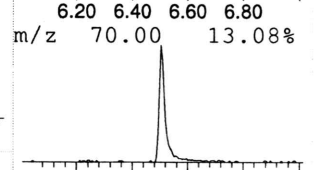
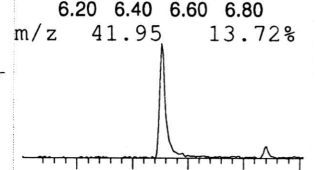
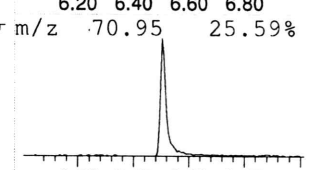
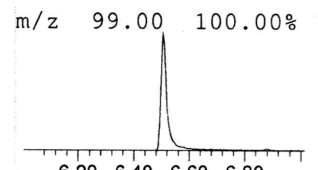
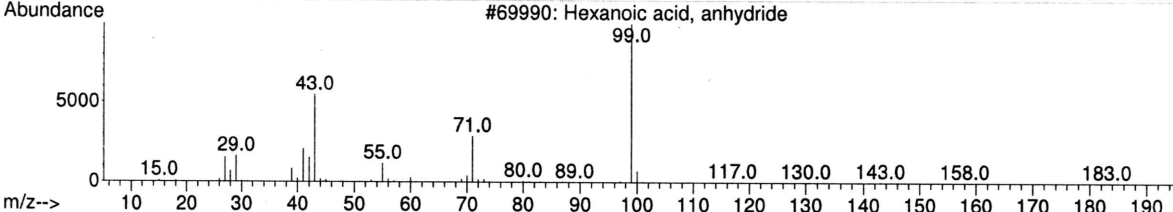
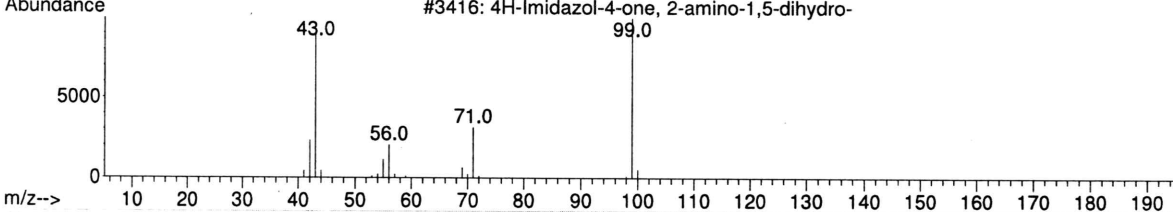
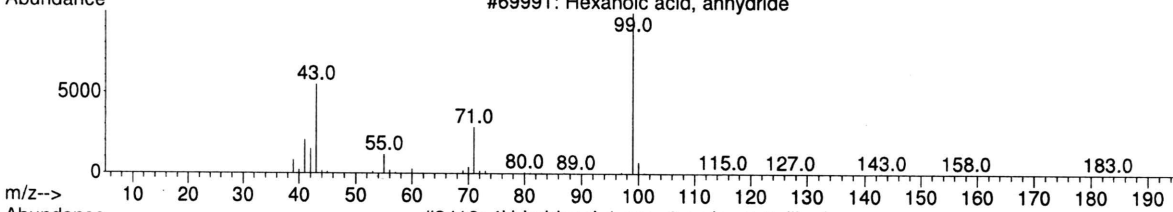
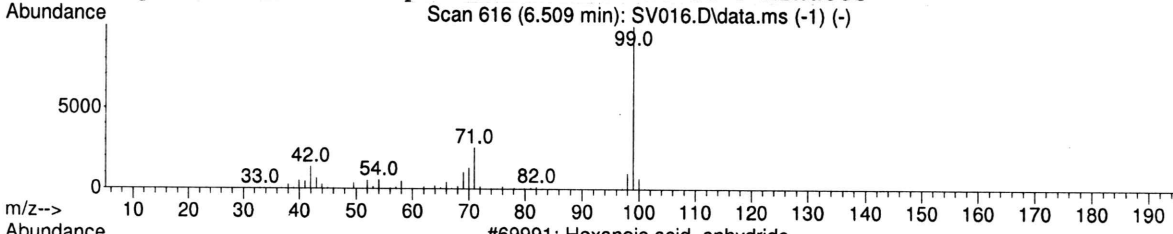
Ref\# CAS\# Qual

C:\Database\NIST08.L

Ref\#	CAS\#	Qual
1	6287 000367-12-4	94
2	6290 000367-12-4	90
3	6291 000371-41-5	22

Library Search Report - ChemStation Integrator

Unknown Spectrum based on Apex minus baseline at 0 minutes



Data File: C:\msdchem\1\DATA\2018\AG18\20AG18\SV016.D
 Sample : 832264-1

Peak Number: 4 at 6.509 min Area: 3411011 Area % 1.79

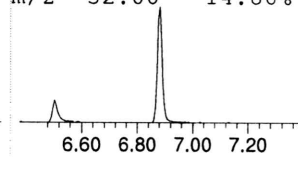
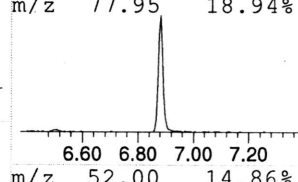
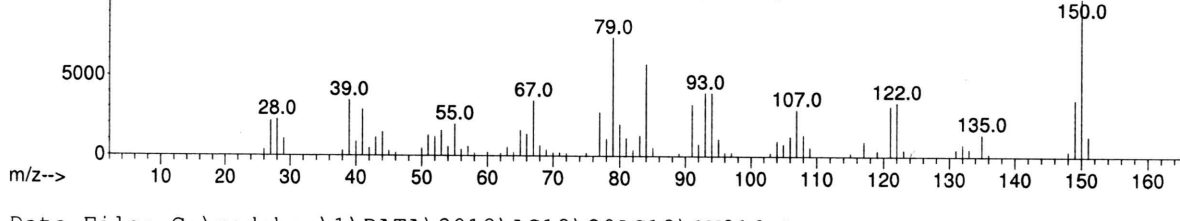
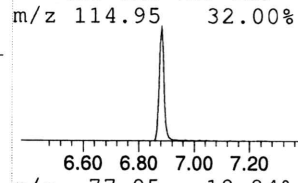
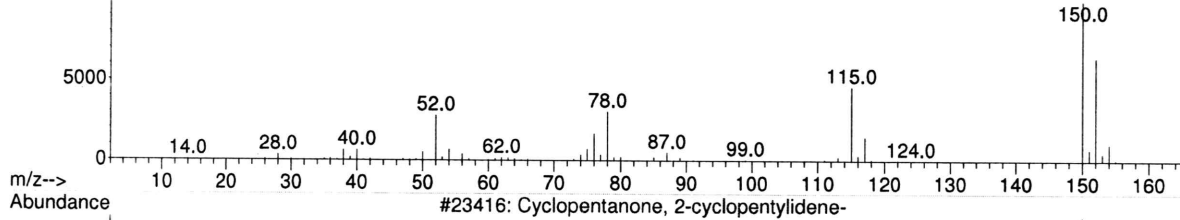
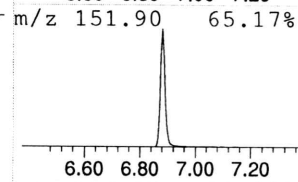
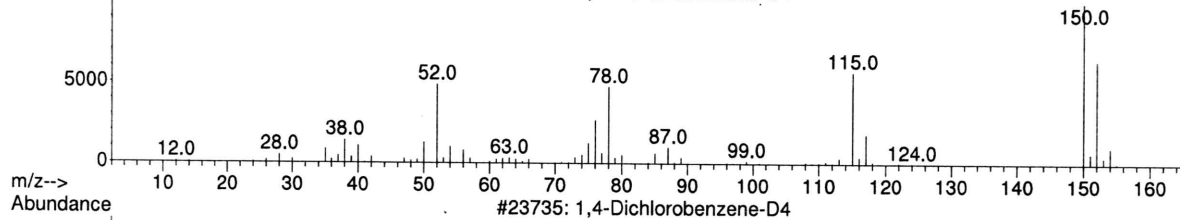
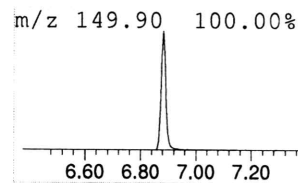
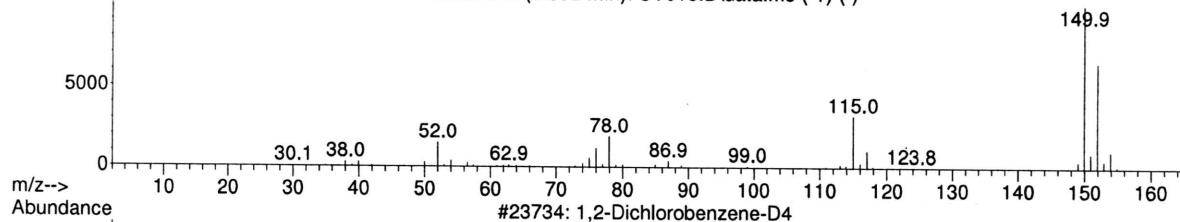
The 3 best hits from each library.

Ref\#	CAS\#	Qual
1	69991	45
2	3416	45
3	69990	45

Library Search Report - ChemStation Integrator

Unknown Spectrum based on Apex minus baseline at 0 minutes

Scan 685 (6.882 min): SV016.D\data.ms (-1) (-)



Data File: C:\msdchem\1\DATA\2018\AG18\20AG18\SV016.D

Sample : 832264-1

Peak Number: 5 at 6.882 min Area: 7226866 Area % 3.78

The 3 best hits from each library.

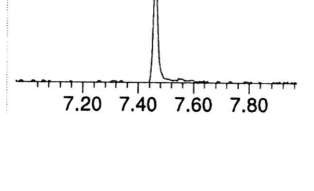
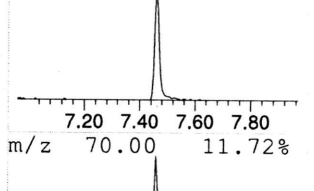
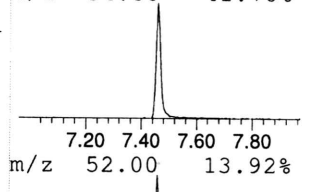
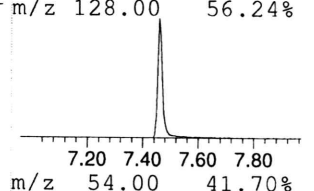
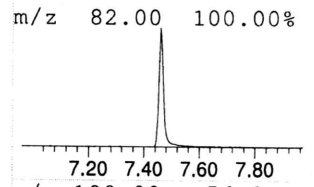
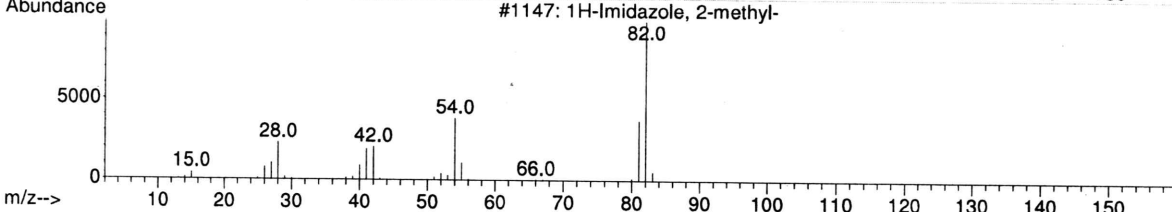
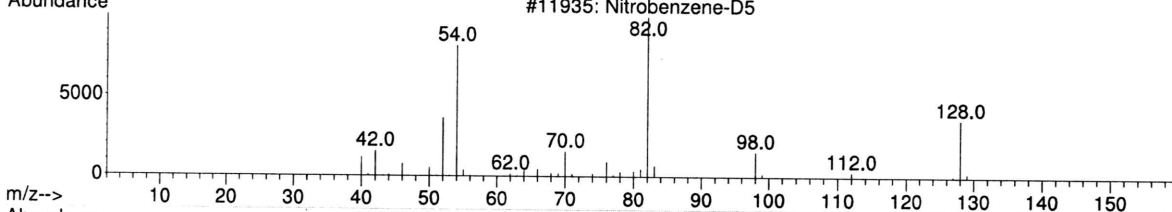
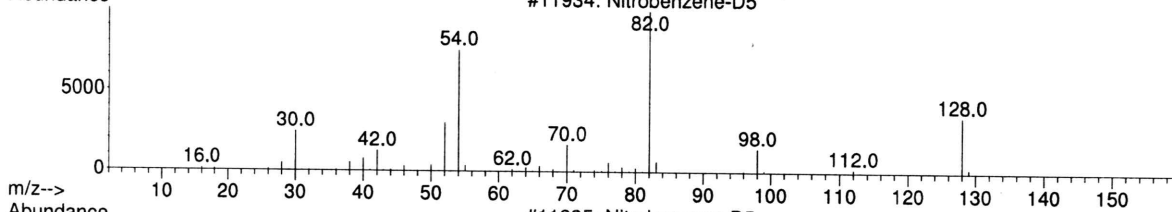
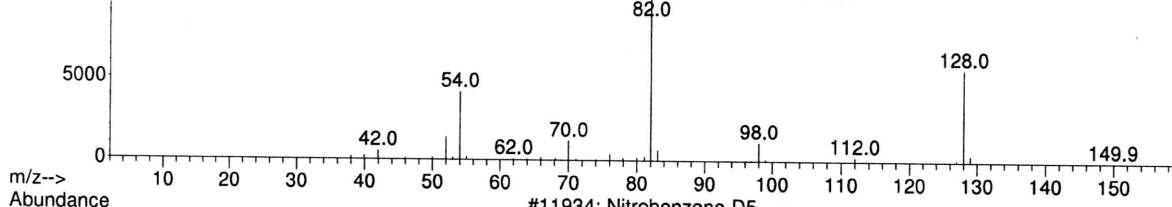
Ref\# CAS\# Qual

C:\Database\NIST08.L

Ref\#	CAS\#	Qual
1	23734 002199-69-1	94
2	23735 003855-82-1	94
3	23416 000825-25-2	35

Library Search Report - ChemStation Integrator

Unknown Spectrum based on Apex minus baseline at 0 minutes
Scan 793 (7.465 min): SV016.D\data.ms (-) (-)



Data File: C:\msdchem\1\DATA\2018\AG18\20AG18\SV016.D
Sample : 832264-1

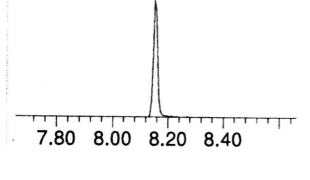
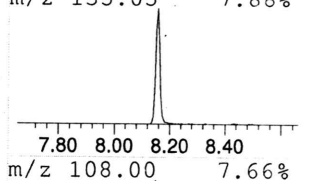
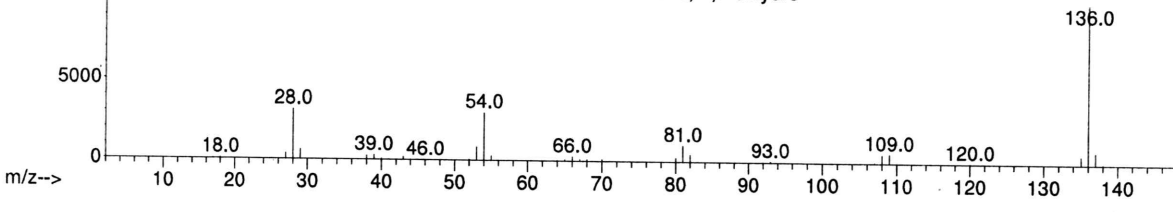
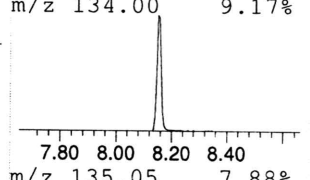
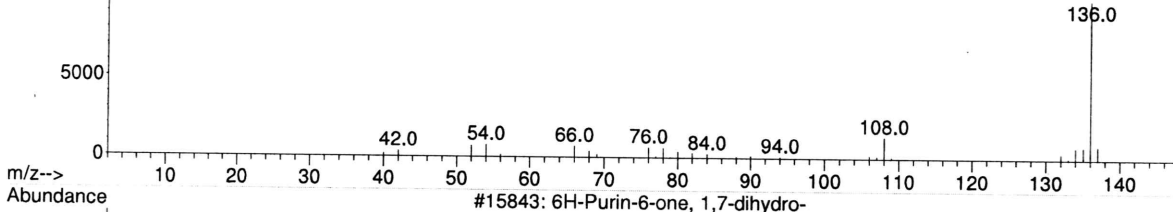
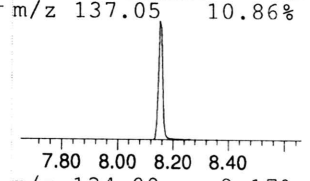

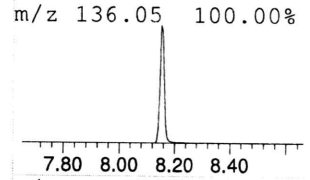

Peak Number: 6 at 7.465 min Area: 3037697 Area % 1.59

The 3 best hits from each library.

	Ref\#	CAS\#	Qual
C:\Database\NIST08.L			
1 Nitrobenzene-D5	11934	004165-60-0	47
2 Nitrobenzene-D5	11935	004165-60-0	39
3 1H-Imidazole, 2-methyl-	1147	000693-98-1	38

Library Search Report - ChemStation Integrator

Unknown Spectrum based on Apex minus baseline at 0 minutes
Scan 921 (8.157 min): SV016.D\data.ms (-) (-)



Data File: C:\msdchem\1\DATA\2018\AG18\20AG18\SV016.D
Sample : 832264-1

Peak Number: 7 at 8.157 min Area: 9425965 Area % 4.93


The 3 best hits from each library.

	Ref\#	CAS\#	Qual

C:\Database\NIST08.L			
1	15475	001146-65-2	91
2	15476	001146-65-2	91
3	15843	000068-94-0	64

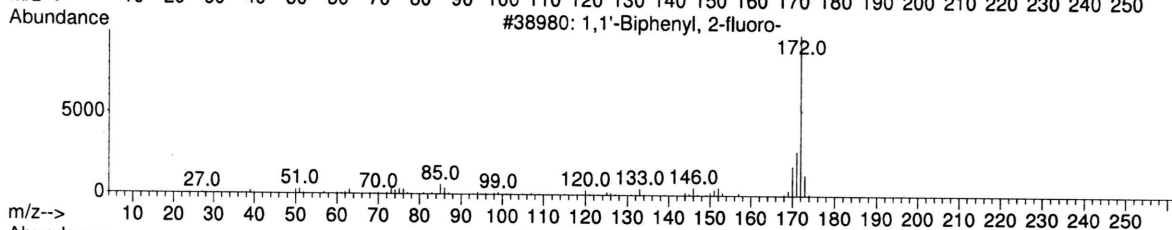
Library Search Report - ChemStation Integrator

Unknown Spectrum based on Apex minus baseline at 0 minutes




m/z 172.00 100.00%

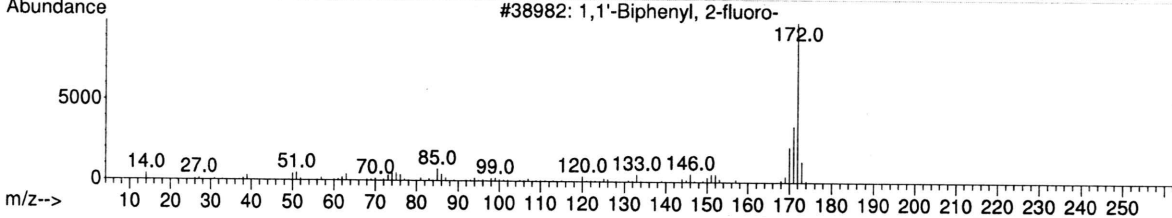
m/z 171.00 33.25%



m/z 170.00 22.02%



m/z 173.00 12.88%



m/z 85.00 6.53%

Data File: C:\msdchem\1\DATA\2018\AG18\20AG18\SV016.D
Sample : 832264-1

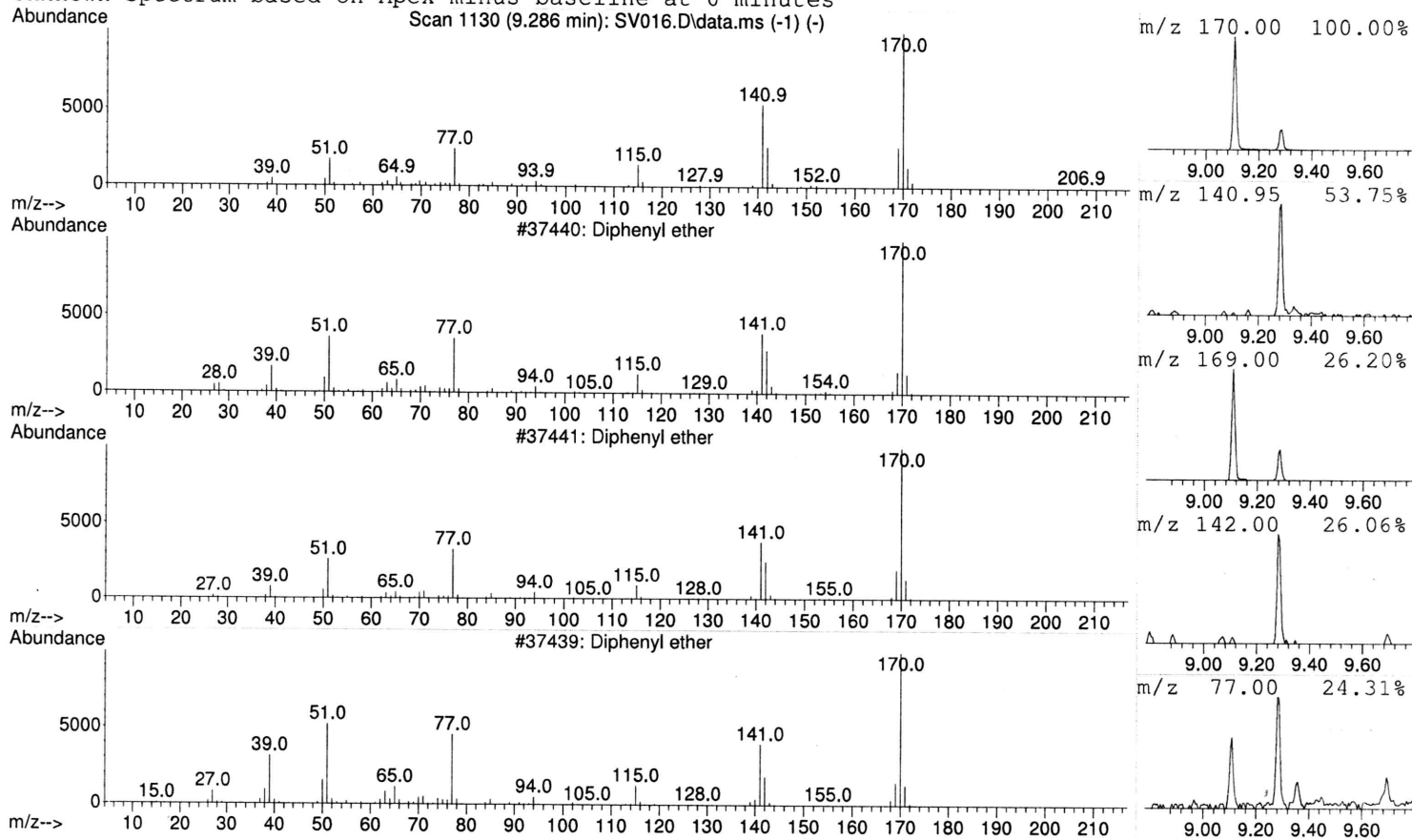
Peak Number: 8 at 9.107 min Area: 8404726 Area % 4.40

The 3 best hits from each library.

Ref\#	CAS\#	Qual
1	38980	96
2	38983	94
3	38982	93

Library Search Report - ChemStation Integrator

Unknown Spectrum based on Apex minus baseline at 0 minutes
Scan 1130 (9.286 min): SV016.D\data.ms (-) (-)



Data File: C:\msdchem\1\DATA\2018\AG18\20AG18\SV016.D
Sample : 832264-1

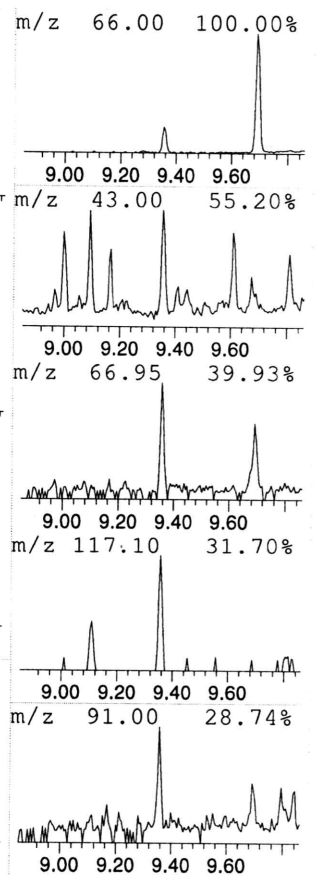
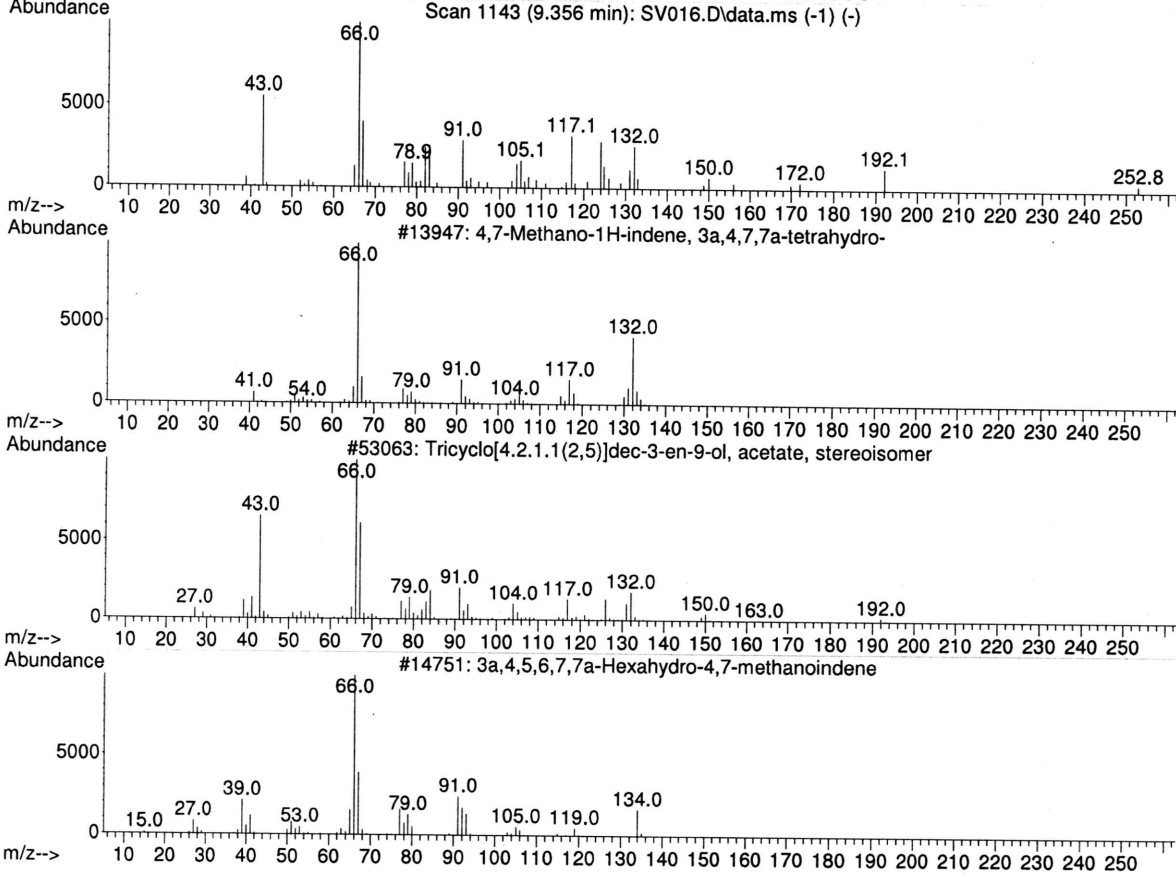
Peak Number: 9 at 9.286 min Area: 512007 Area % 0.27

The 3 best hits from each library.

Ref\#	CAS\#	Qual
1	37440	87
2	37441	64
3	37439	64

Library Search Report - ChemStation Integrator

Unknown Spectrum based on Apex minus baseline at 0 minutes
Scan 1143 (9.356 min): SV016.D\data.ms (-1) (-)



Data File: C:\msdchem\1\DATA\2018\AG18\20AG18\SV016.D
Sample : 832264-1

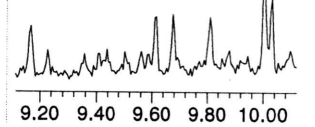
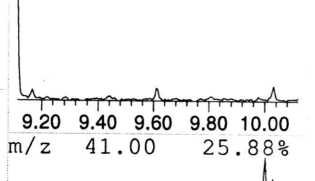
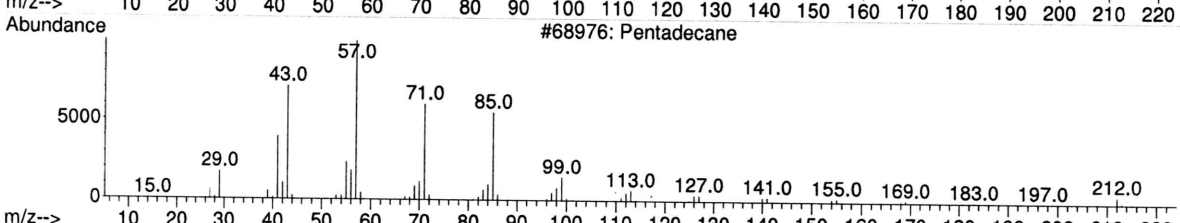
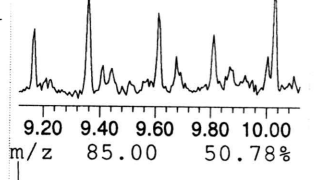
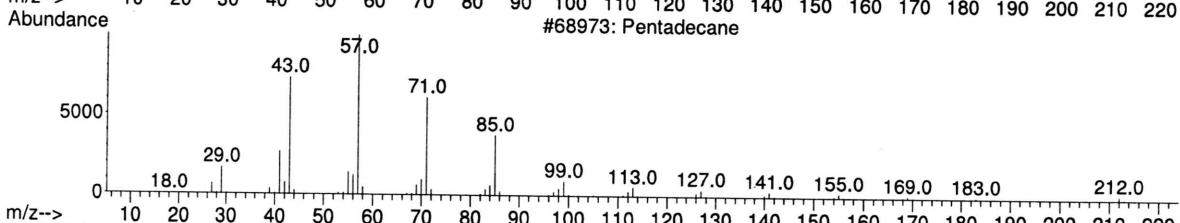
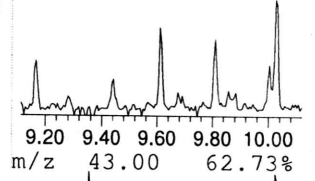
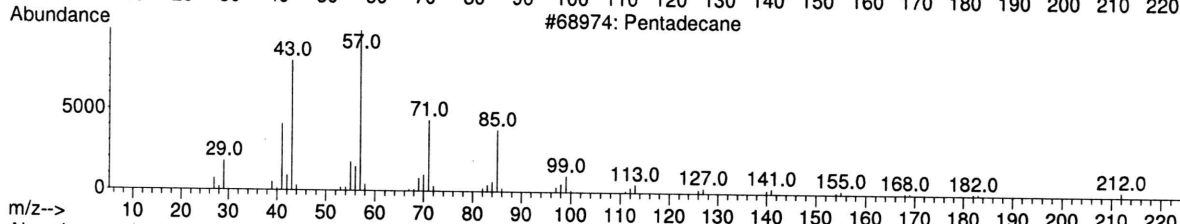
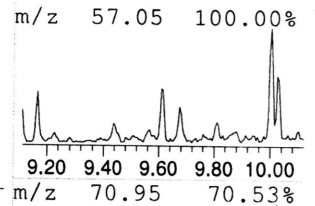
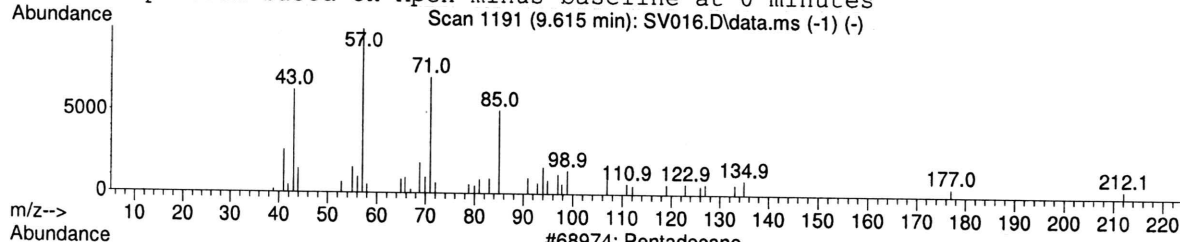
Peak Number: 10 at 9.356 min Area: 414658 Area % 0.22

The 3 best hits from each library.

Ref\#	CAS\#	Qual
1	13947	72
2	53063	59
3	14751	59

Library Search Report - ChemStation Integrator

Unknown Spectrum based on Apex minus baseline at 0 minutes
Scan 1191 (9.615 min): SV016.D\data.ms (-1) (-)



Data File: C:\msdchem\1\DATA\2018\AG18\20AG18\SV016.D
Sample : 832264-1

Peak Number: 11 at 9.615 min Area: 270959 Area % 0.14


The 3 best hits from each library.

	Ref\#	CAS\#	Qual

C:\Database\NIST08.L			
1 Pentadecane	68974	000629-62-9	64
2 Pentadecane	68973	000629-62-9	64
3 Pentadecane	68976	000629-62-9	64

Library Search Report - ChemStation Integrator

Unknown Spectrum based on Apex minus baseline at 0 minutes
Scan 1206 (9.696 min): SV016.D\data.ms (-1) (-)



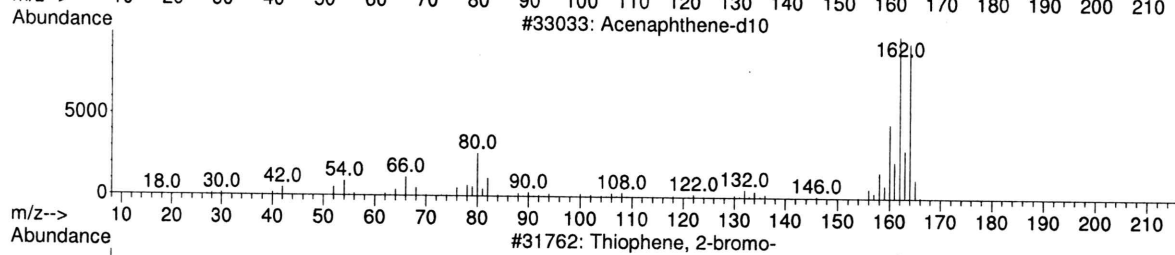
m/z 164.10 100.00%

m/z 162.10 93.01%

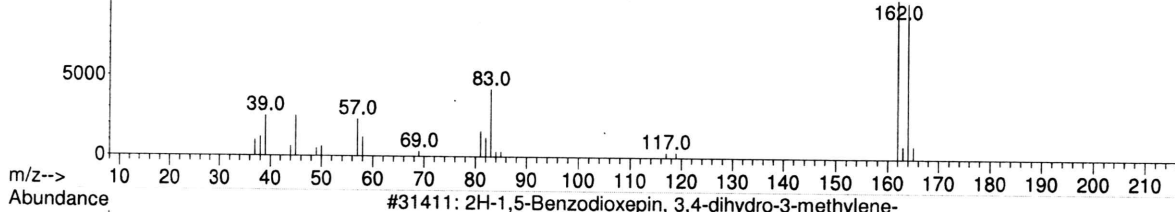
m/z 160.10 40.46%

m/z 80.00 16.67%

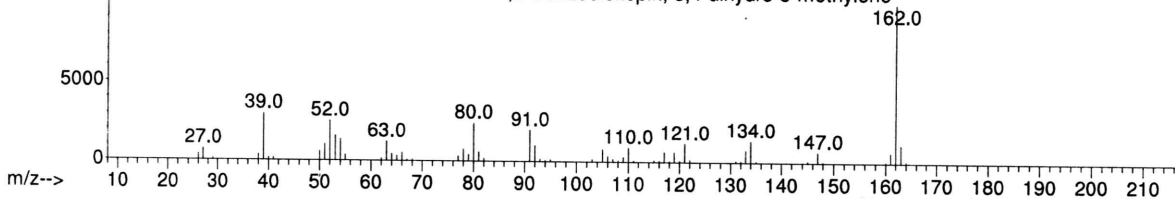
m/z 163.10 16.19%



#33033: Acenaphthene-d10



#31762: Thiophene, 2-bromo-



#31411: 2H-1,5-Benzodioxepin, 3,4-dihydro-3-methylene-

Data File: C:\msdchem\1\DATA\2018\AG18\20AG18\SV016.D

Sample : 832264-1

Peak Number: 12 at 9.696 min Area: 11064999 Area % 5.79

The 3 best hits from each library.

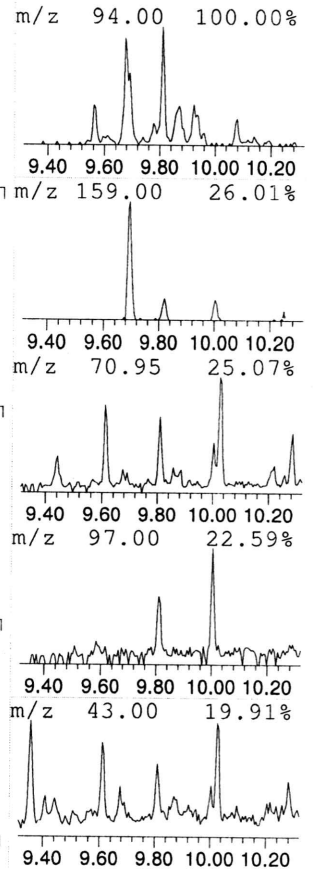

Ref\# CAS\# Qual

C:\Database\NIST08.L

Ref\#	CAS\#	Qual
1	33033 015067-26-2	90
2	31762 001003-09-4	36
3	31411 019560-64-6	27

Library Search Report - ChemStation Integrator

Unknown Spectrum based on Apex minus baseline at 0 minutes
Scan 1228 (9.815 min): SV016.D\data.ms (-1) (-)



Data File: C:\msdchem\1\DATA\2018\AG18\20AG18\SV016.D
Sample : 832264-1

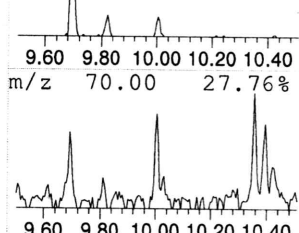
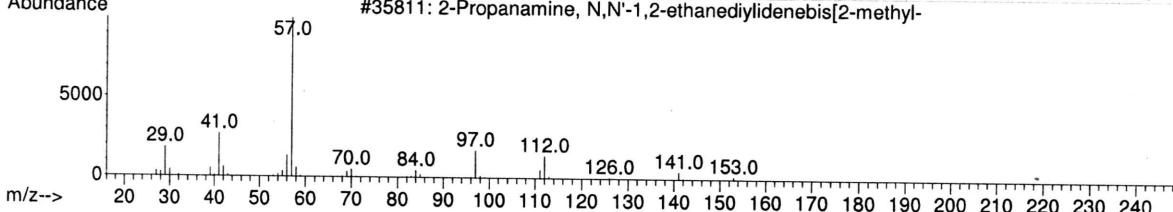
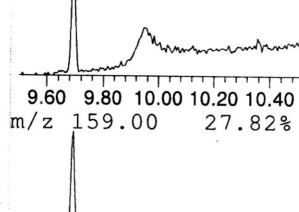

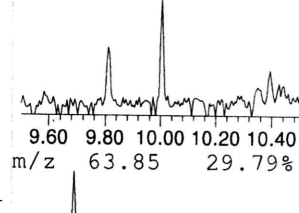
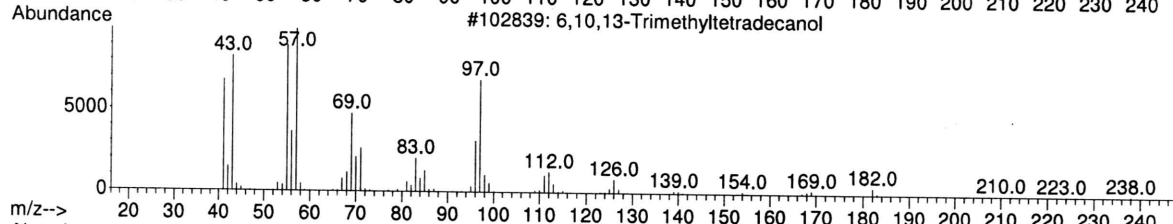
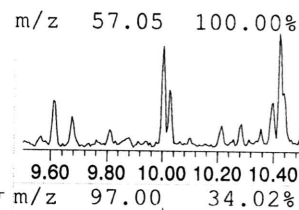
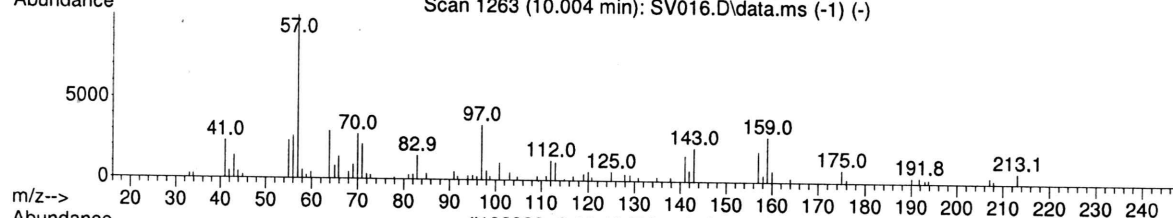
Peak Number: 13 at 9.815 min Area: 371057 Area % 0.19

The 3 best hits from each library.

Ref\#	CAS\#	Qual
1	32934	43
2	2559	38
3	129174	38

Library Search Report - ChemStation Integrator

Unknown Spectrum based on Apex minus baseline at 0 minutes
Scan 1263 (10.004 min): SV016.D\data.ms (-1) (-)



Data File: C:\msdchem\1\DATA\2018\AG18\20AG18\SV016.D
Sample : 832264-1

Peak Number: 14 at 10.004 min Area: 495798 Area % 0.26

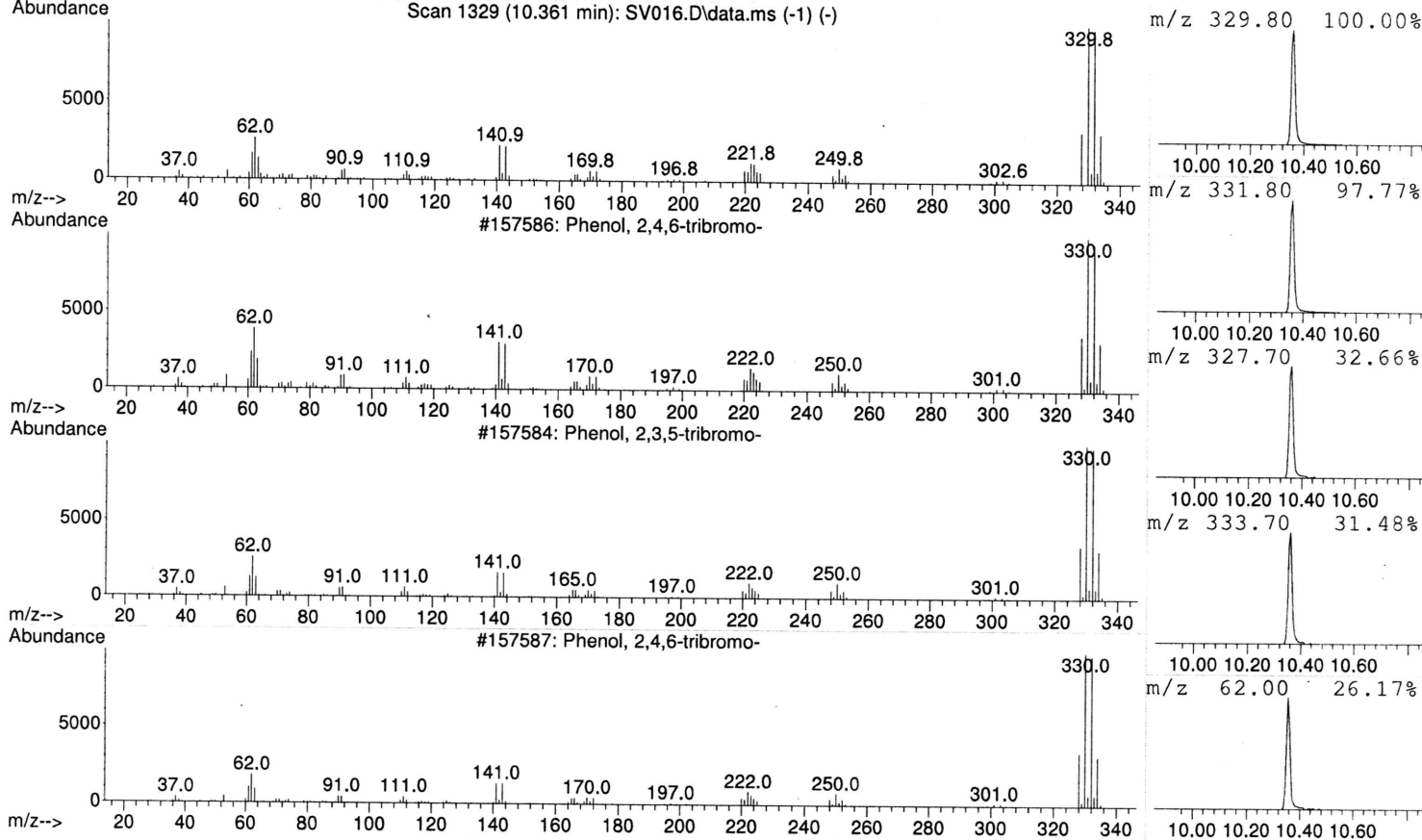
The 3 best hits from each library.

Ref\#	CAS\#	Qual

C:\Database\NIST08.L		
1	6,10,13-Trimethyltetradecanol 102839 1000131-71-0	9
2	5,8-Diethyl-6-dodecanol 91966 1000113-73-0	9
3	2-Propanamine, N,N'-1,2-ethanedi... 35811 030834-74-3	9

Library Search Report - ChemStation Integrator

Unknown Spectrum based on Apex minus baseline at 0 minutes
Scan 1329 (10.361 min): SV016.D\data.ms (-1) (-)



Data File: C:\msdchem\1\DATA\2018\AG18\20AG18\SV016.D
Sample : 832264-1

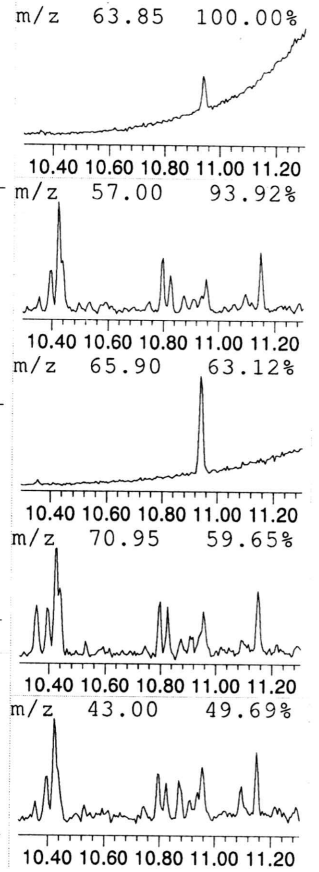
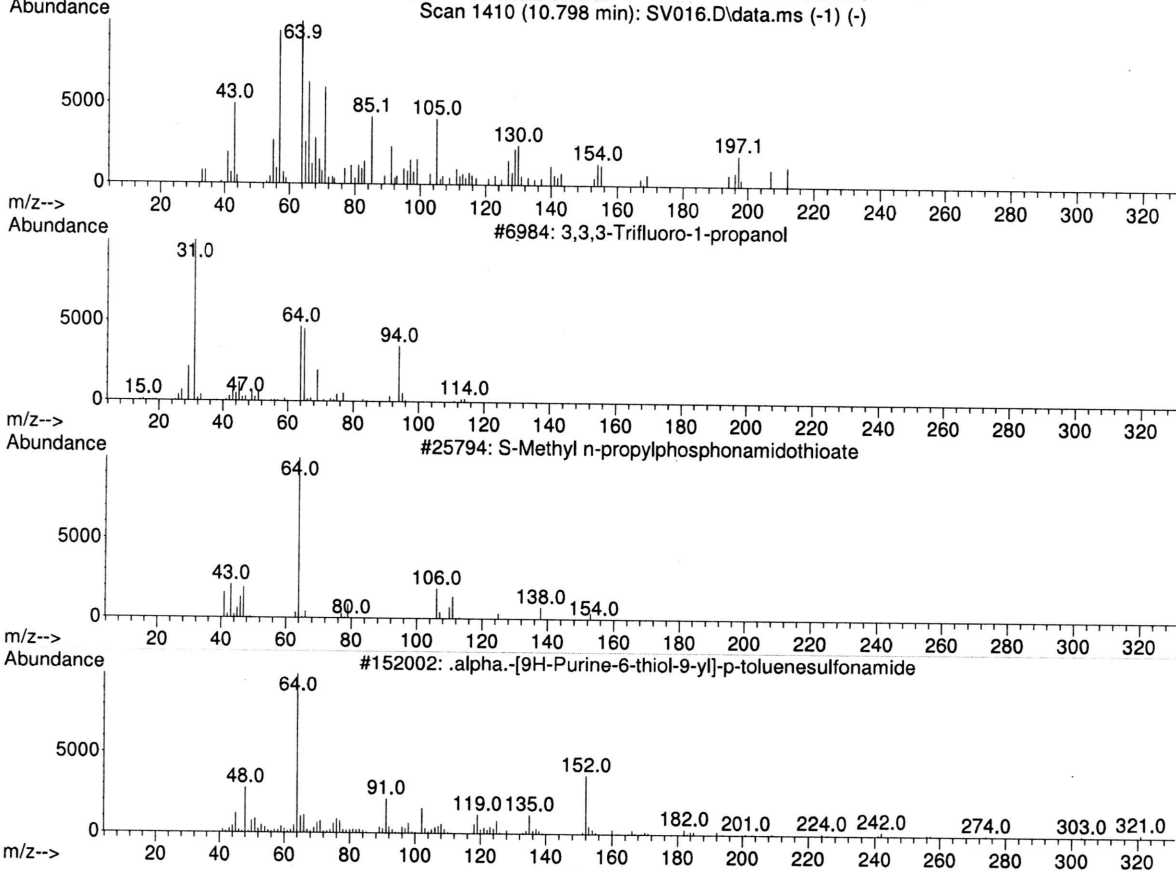
Peak Number: 15 at 10.361 min Area: 3873073 Area % 2.03

The 3 best hits from each library.

Ref\#	CAS\#	Qual
1	157586	99
2	157584	99
3	157587	99

Library Search Report - ChemStation Integrator

Unknown Spectrum based on Apex minus baseline at 0 minutes
Scan 1410 (10.798 min): SV016.D\data.ms (-1) (-)



Data File: C:\msdchem\1\DATA\2018\AG18\20AG18\SV016.D
Sample : 832264-1

Peak Number: 16 at 10.798 min Area: 545387 Area % 0.29

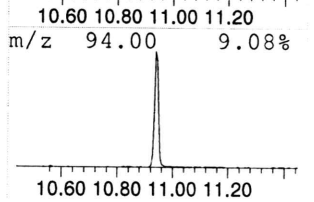
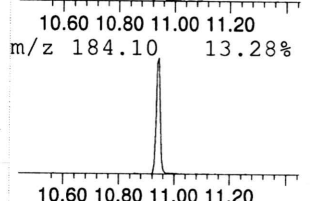
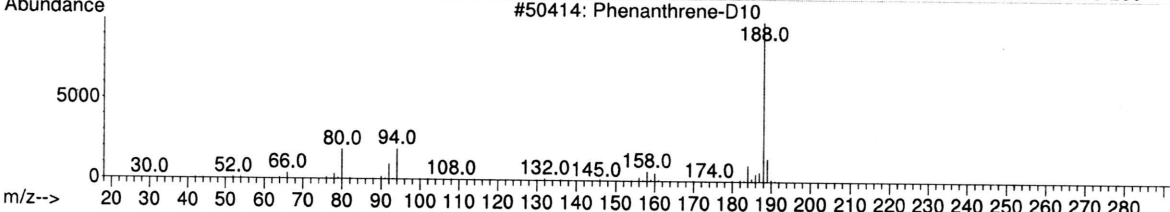
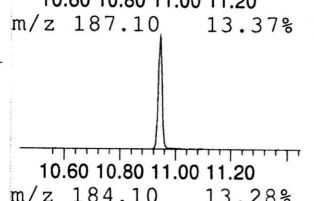

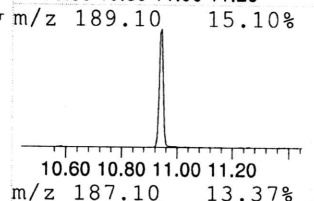

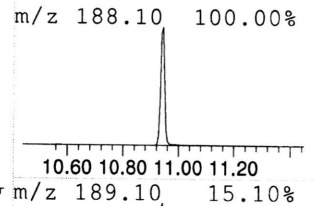

The 3 best hits from each library.

	Ref\#	CAS\#	Qual

C:\Database\NIST08.L			
1 3,3,3-Trifluoro-1-propanol	6984	002240-88-2	38
2 S-Methyl n-propylphosphonamidoth...	25794	1000306-04-5	38
3 .alpha.-[9H-Purine-6-thiol-9-yl]...	152002	019271-00-2	32

Library Search Report - ChemStation Integrator

Unknown Spectrum based on Apex minus baseline at 0 minutes
Scan 1437 (10.944 min): SV016.D\data.ms (-1) (-)



Data File: C:\msdchem\1\DATA\2018\AG18\20AG18\SV016.D
Sample : 832264-1

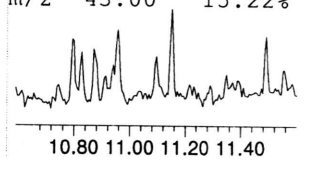
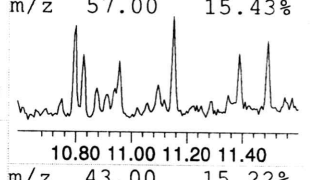
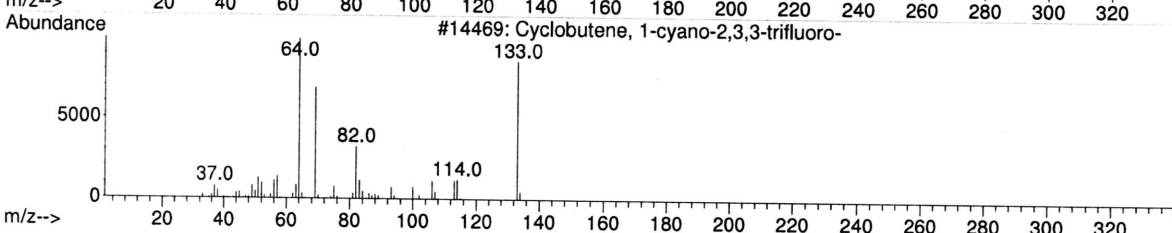
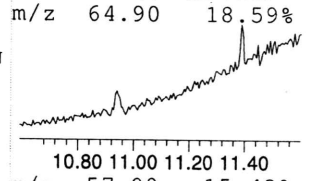

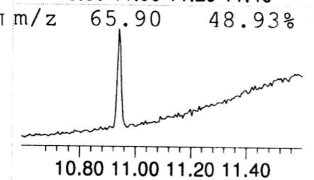

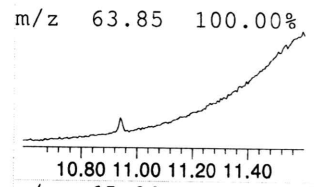
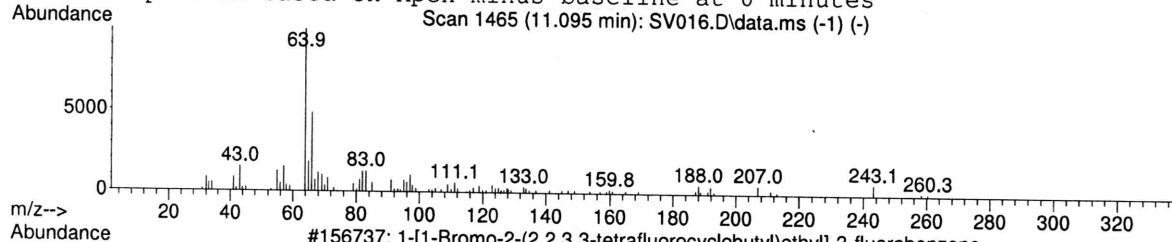
Peak Number: 17 at 10.944 min Area: 12068611 Area % 6.32

The 3 best hits from each library.

	Ref\#	CAS\#	Qual
C:\Database\NIST08.L			
1 Anthracene-D10-	50411	001719-06-8	95
2 Phenanthrene-D10	50413	001517-22-2	93
3 Phenanthrene-D10	50414	001517-22-2	91

Library Search Report - ChemStation Integrator

Unknown Spectrum based on Apex minus baseline at 0 minutes
Scan 1465 (11.095 min): SV016.D\data.ms (-1) (-)



Data File: C:\msdchem\1\DATA\2018\AG18\20AG18\SV016.D
Sample : 832264-1

Peak Number: 18 at 11.095 min Area: 1114707 Area % 0.58

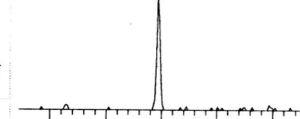
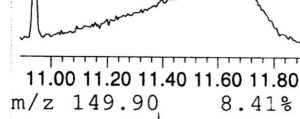

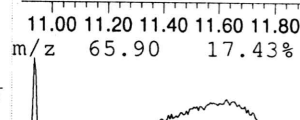



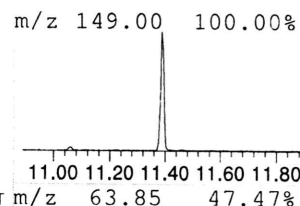
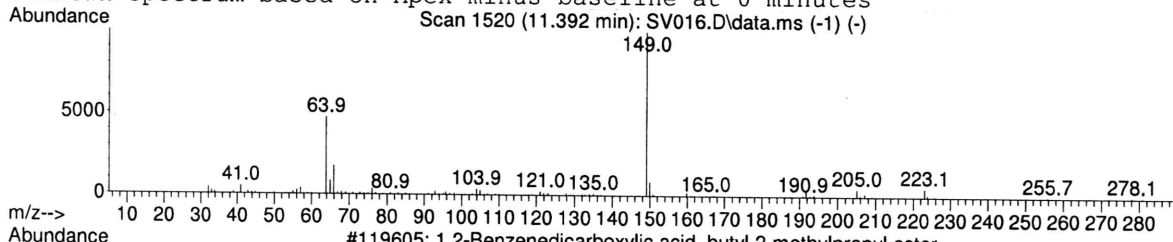
The 3 best hits from each library.

	Ref\#	CAS\#	Qual

C:\Database\NIST08.L			
1 1-[1-Bromo-2-(2,2,3,3-tetrafluor...	156737	1000223-18-3	28
2 (N-(2-Acetamido))-2-aminoethane...	46194	007365-82-4	9
3 Cyclobutene, 1-cyano-2,3,3-trifl...	14469	152380-34-2	9

Library Search Report - ChemStation Integrator

Unknown Spectrum based on Apex minus baseline at 0 minutes



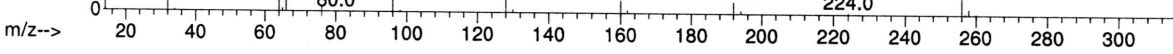
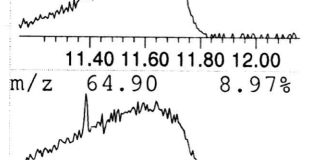
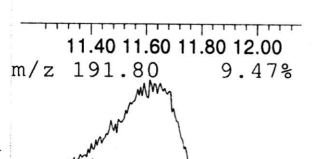
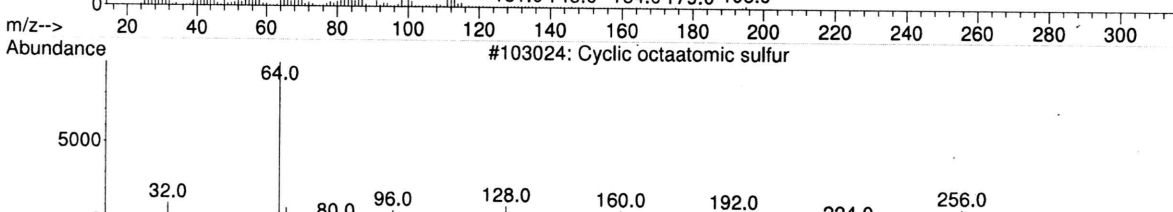
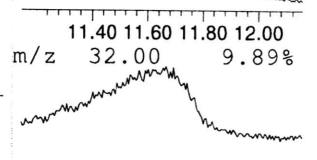
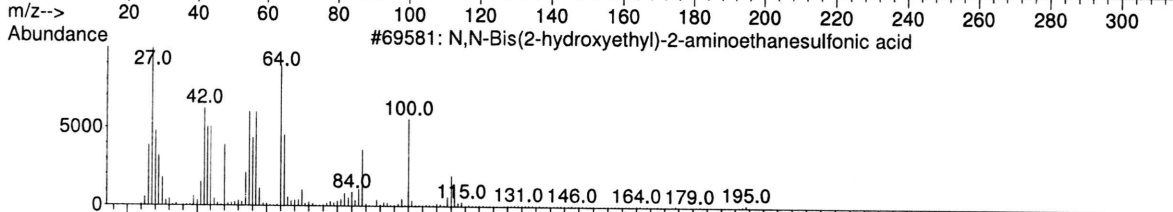
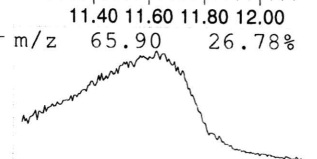
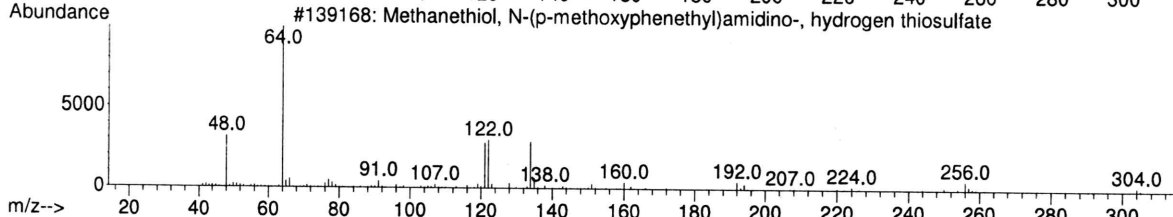
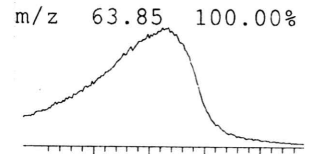

Data File: C:\msdchem\1\DATA\2018\AG18\20AG18\SV016.D
 Sample : 832264-1

Peak Number: 19 at 11.392 min Area: 5925047 Area % 3.10

The 3 best hits from each library.	Ref\#	CAS\#	Qual
C:\Database\NIST08.L			
1 1,2-Benzenedicarboxylic acid, bu...	119605	017851-53-5	35
2 1,2-Benzenedicarboxylic acid, bi...	119599	000084-69-5	35
3 Dibutyl phthalate	119538	000084-74-2	35

Library Search Report - ChemStation Integrator

Unknown Spectrum based on Apex minus baseline at 0 minutes
Scan 1568 (11.652 min): SV016.D\data.ms (-1) (-)



Data File: C:\msdchem\1\DATA\2018\AG18\20AG18\SV016.D
Sample : 832264-1

Peak Number: 20 at 11.652 min Area: 15545644 Area % 8.14

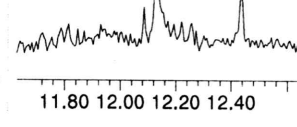
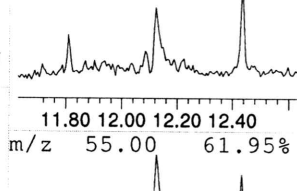

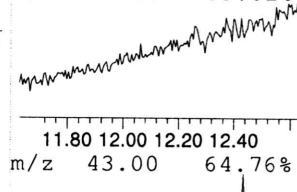
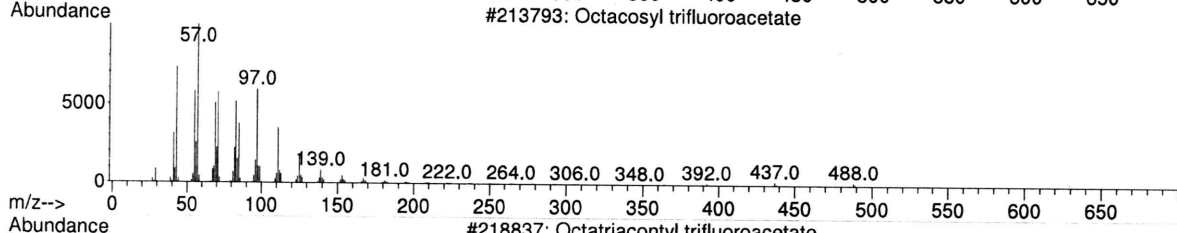
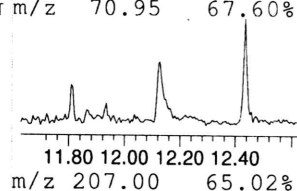

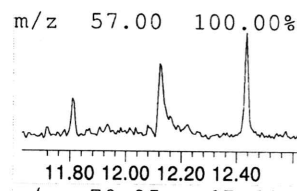
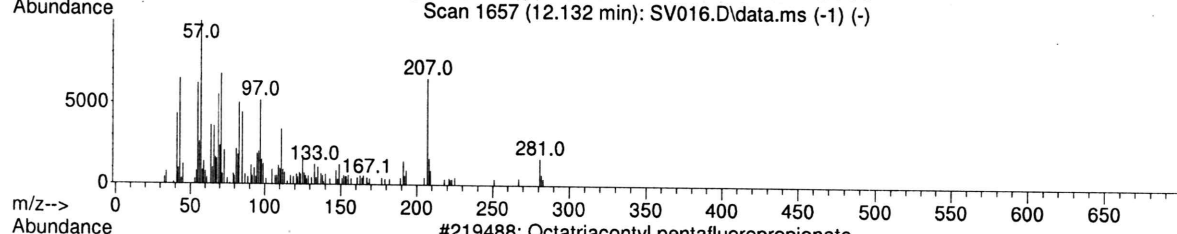
The 3 best hits from each library.

	Ref\#	CAS\#	Qual

C:\Database\NIST08.L			
1 Methanethiol, N-(p-methoxyphenet...	139168	040283-94-1	50
2 N,N-Bis(2-hydroxyethyl)-2-aminoe...	69581	010191-18-1	38
3 Cyclic octaatomic sulfur	103024	010544-50-0	9

Library Search Report - ChemStation Integrator

Unknown Spectrum based on Apex minus baseline at 0 minutes
Scan 1657 (12.132 min): SV016.D\data.ms (-1) (-)



Data File: C:\msdchem\1\DATA\2018\AG18\20AG18\SV016.D
Sample : 832264-1

Peak Number: 21 at 12.132 min Area: 1082714 Area % 0.57

The 3 best hits from each library.

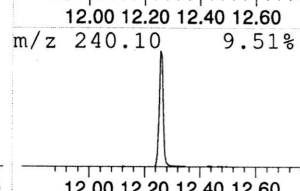
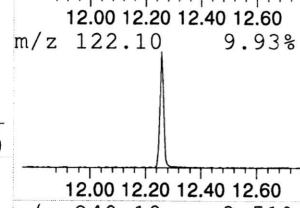
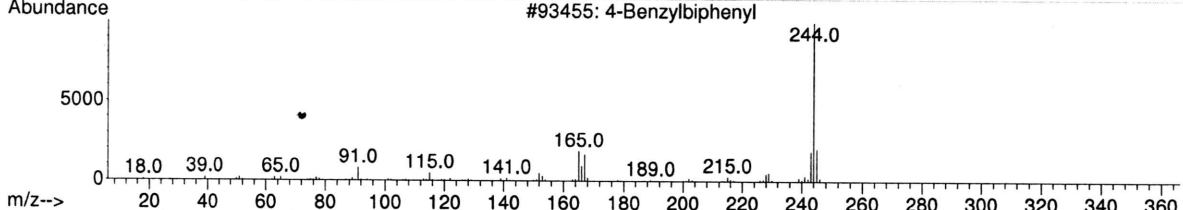
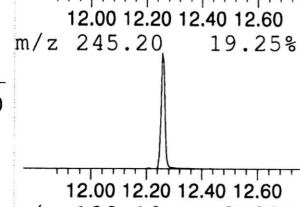
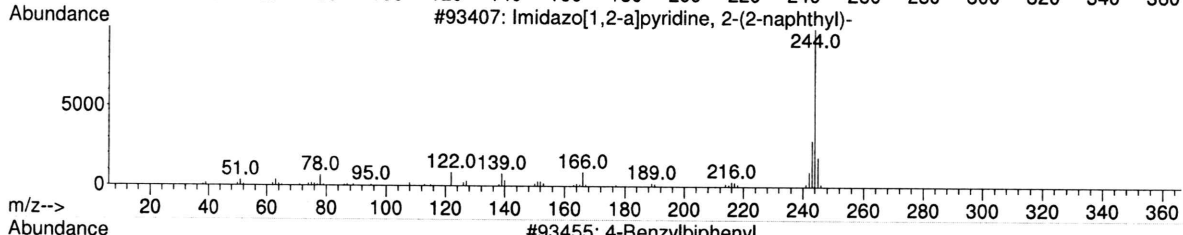
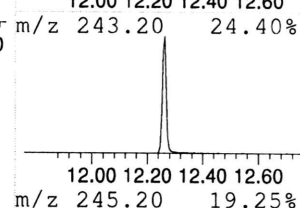
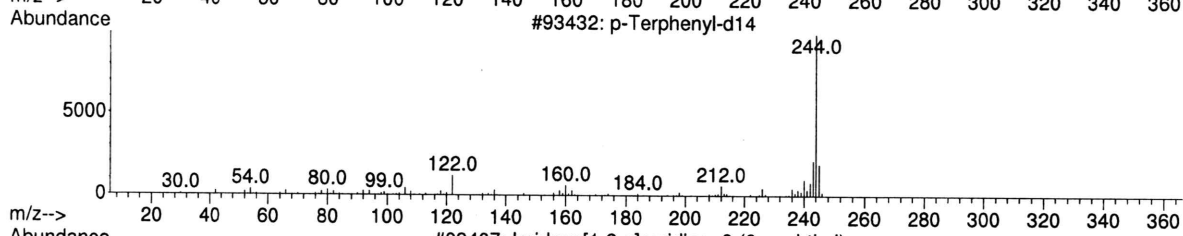
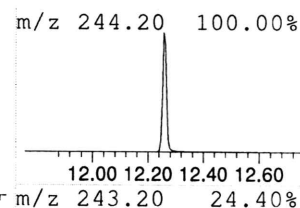
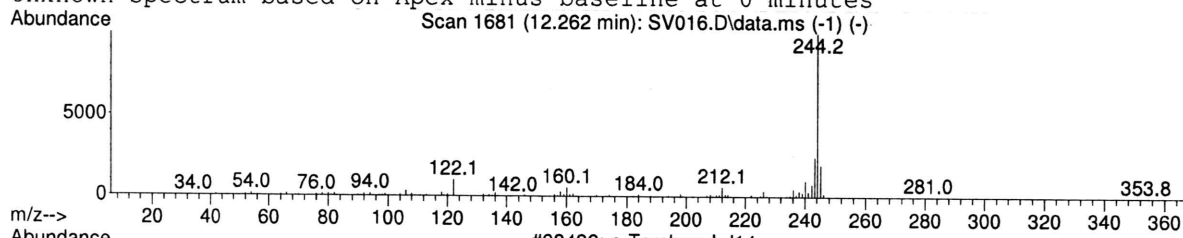
Ref\# CAS\# Qual

C:\Database\NIST08.L

1	Octatriacontyl pentafluoropropio...	219488	1000351-89-1	64
2	Octacosyl trifluoroacetate	213793	1000351-74-9	64
3	Octatriacontyl trifluoroacetate	218837	1000351-88-7	50

Library Search Report - ChemStation Integrator

Unknown Spectrum based on Apex minus baseline at 0 minutes



Data File: C:\msdchem\1\DATA\2018\AG18\20AG18\SV016.D
Sample : 832264-1

Peak Number: 22 at 12.262 min Area: 9631746 Area % 5.04

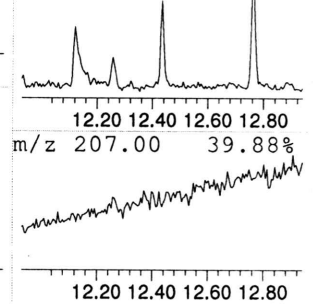
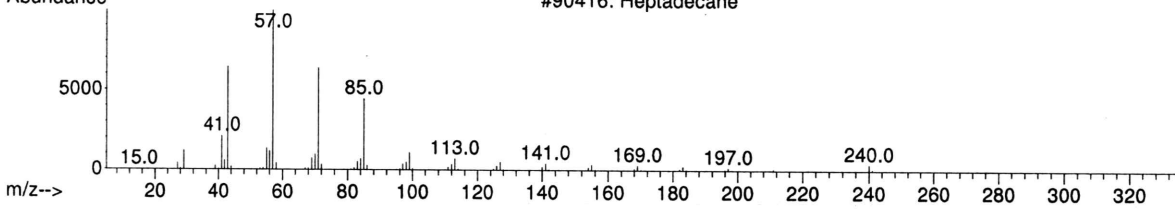
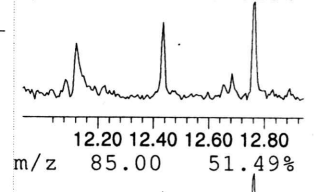
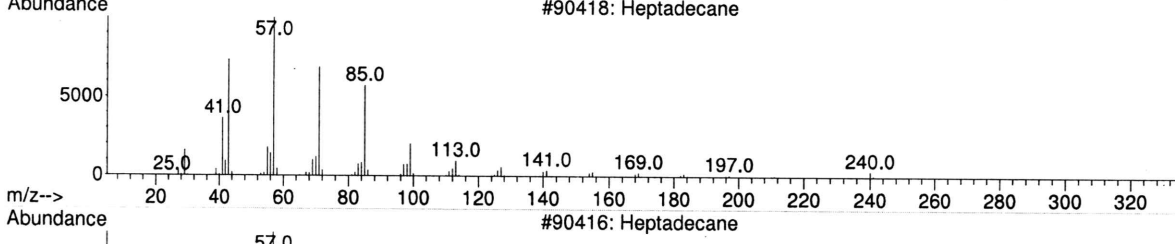
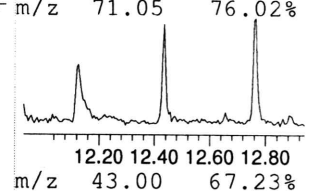
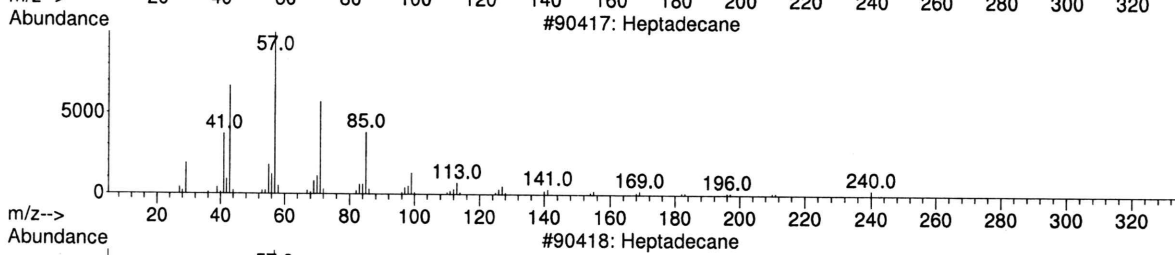
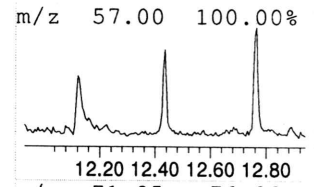
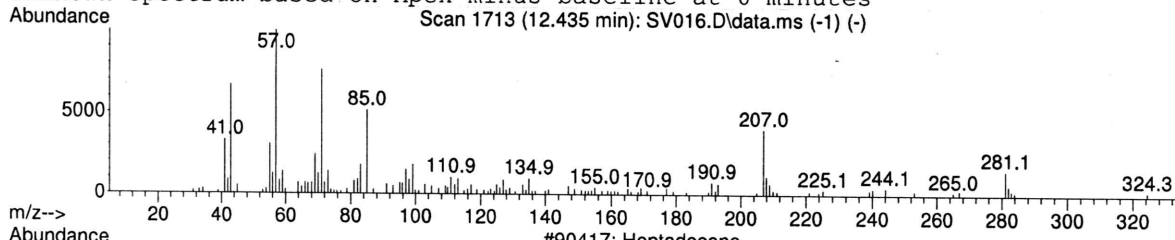
The 3 best hits from each library.

	Ref\#	CAS\#	Qual

C:\Database\NIST08.L			
1 p-Terphenyl-d14	93432	001718-51-0	99
2 Imidazo[1,2-a]pyridine, 2-(2-nap...	93407	038922-71-3	80
3 4-Benzylbiphenyl	93455	000613-42-3	64

Library Search Report - ChemStation Integrator

Unknown Spectrum based on Apex minus baseline at 0 minutes
Scan 1713 (12.435 min): SV016.D\data.ms (-1) (-)



Data File: C:\msdchem\1\DATA\2018\AG18\20AG18\SV016.D
Sample : 832264-1

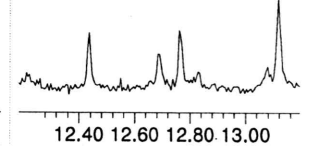

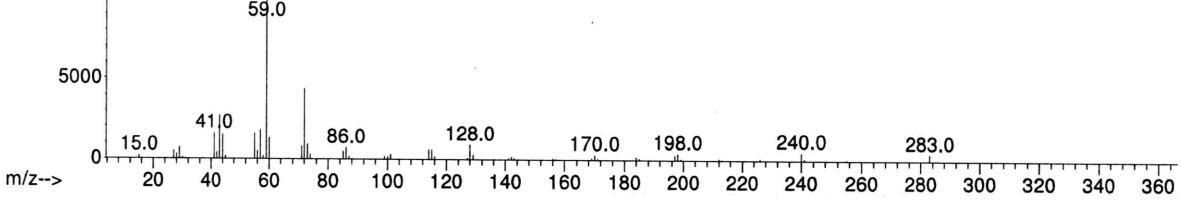

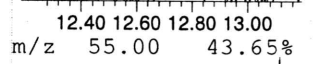
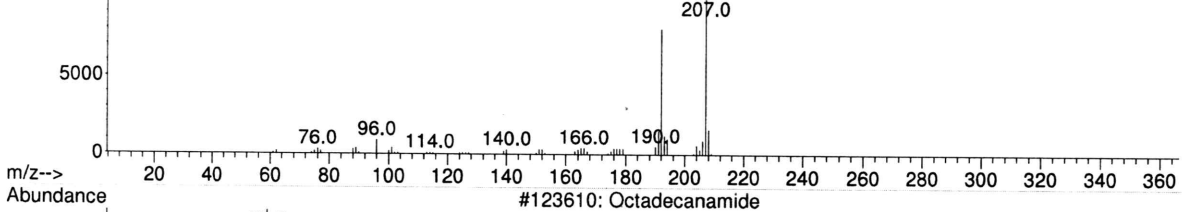
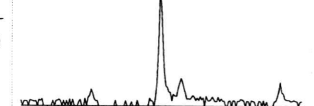
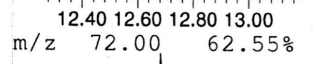

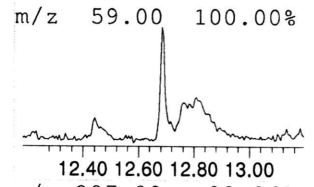
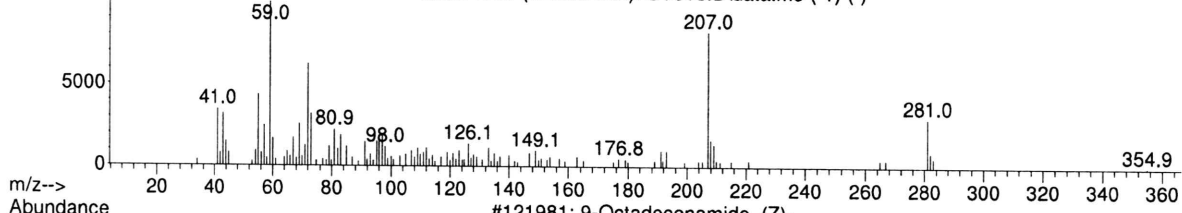
Peak Number: 23 at 12.435 min Area: 446608 Area % 0.23

The 3 best hits from each library.

Ref\#	CAS\#	Qual
C:\Database\NIST08.L		
1	Heptadecane	90417 000629-78-7 95
2	Heptadecane	90418 000629-78-7 95
3	Heptadecane	90416 000629-78-7 78

Library Search Report - ChemStation Integrator

Unknown Spectrum based on Apex minus baseline at 0 minutes
Scan 1760 (12.689 min): SV016.D\data.ms (-1) (-)



Data File: C:\msdchem\1\DATA\2018\AG18\20AG18\SV016.D
Sample : 832264-1


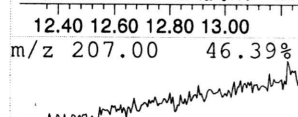

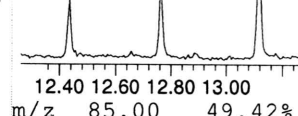

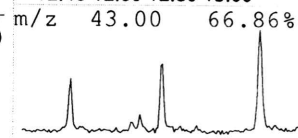
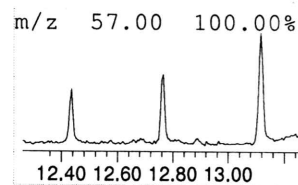
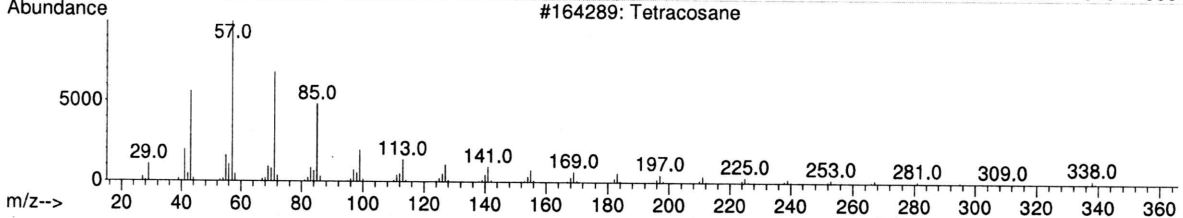


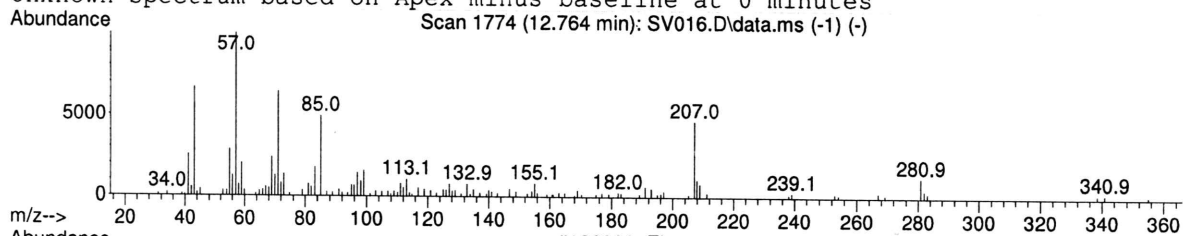
Peak Number: 24 at 12.689 min Area: 511190 Area % 0.27

The 3 best hits from each library.

	Ref\#	CAS\#	Qual
C:\Database\NIST08.L			
1 9-Octadecenamide, (Z)-	121981	000301-02-0	50
2 2-Ethylacridine	64819	055751-83-2	46
3 Octadecanamide	123610	000124-26-5	42

Library Search Report - ChemStation Integrator

Unknown Spectrum based on Apex minus baseline at 0 minutes
Scan 1774 (12.764 min): SV016.D\data.ms (-1) (-)



Data File: C:\msdchem\1\DATA\2018\AG18\20AG18\SV016.D
Sample : 832264-1

Peak Number: 25 at 12.764 min Area: 620892 Area % 0.32

The 3 best hits from each library.

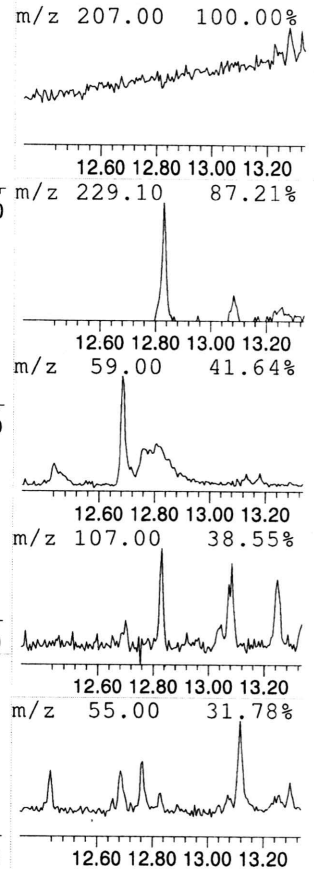
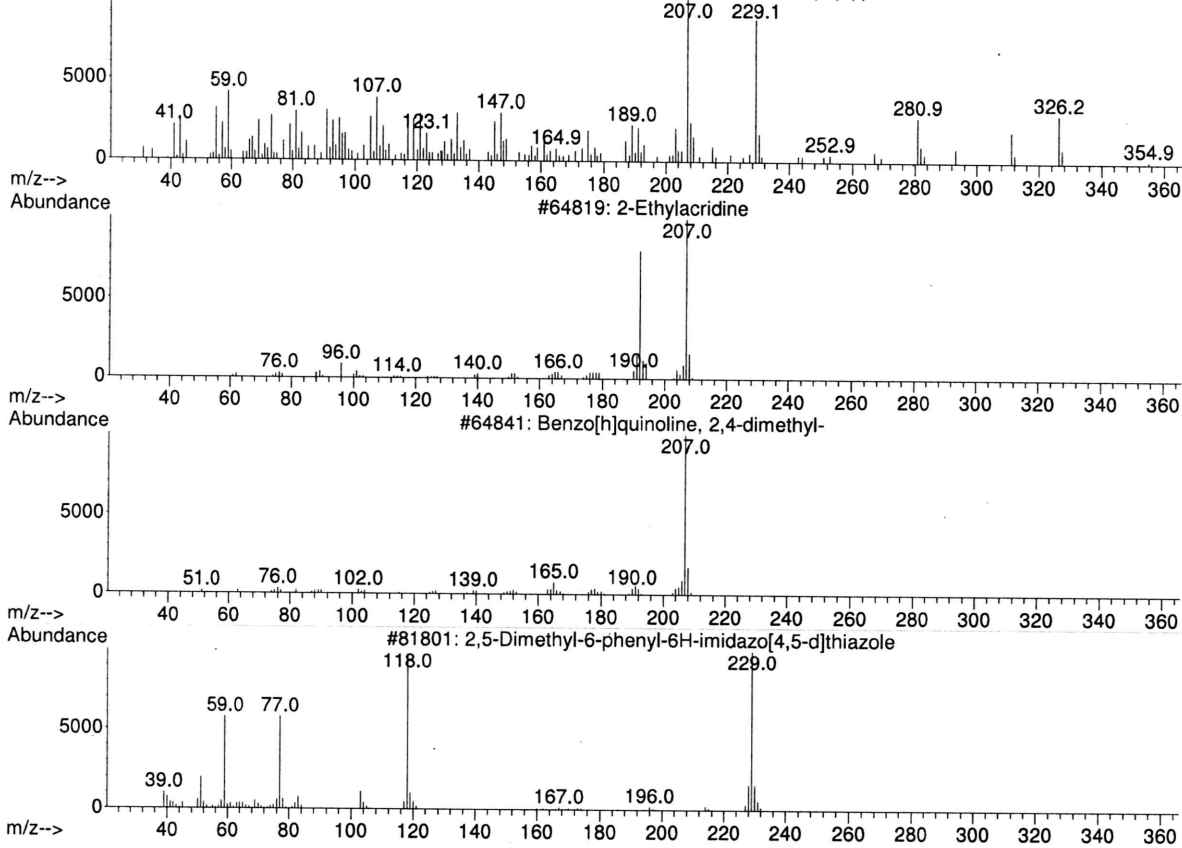
Ref\# CAS\# Qual

C:\Database\NIST08.L

Ref\#	CAS\#	Qual
1	122930 000112-95-8	90
2	122931 000112-95-8	70
3	164289 000646-31-1	64

Library Search Report - ChemStation Integrator

Unknown Spectrum based on Apex minus baseline at 0 minutes
Scan 1786 (12.829 min): SV016.D\data.ms (-1) (-)



Data File: C:\msdchem\1\DATA\2018\AG18\20AG18\SV016.D
Sample : 832264-1

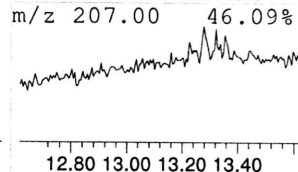
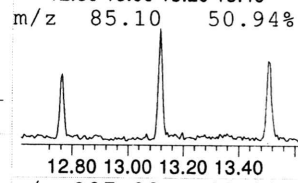
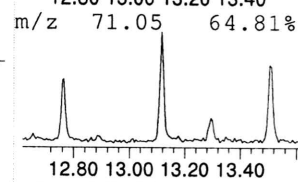
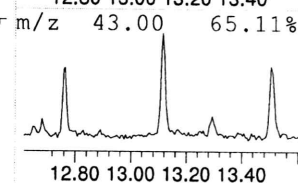
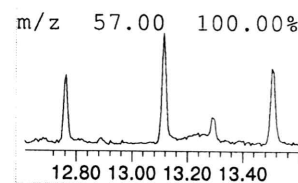
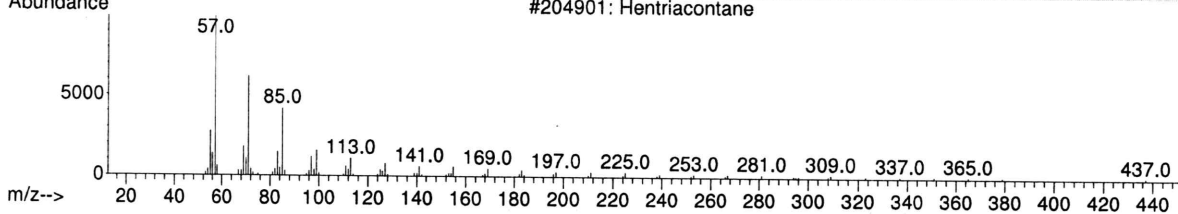
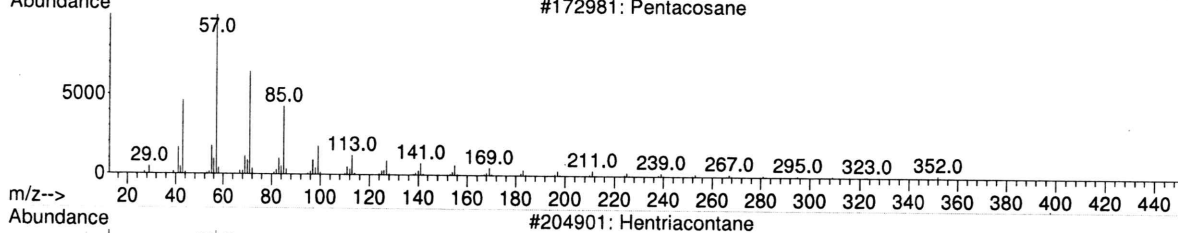

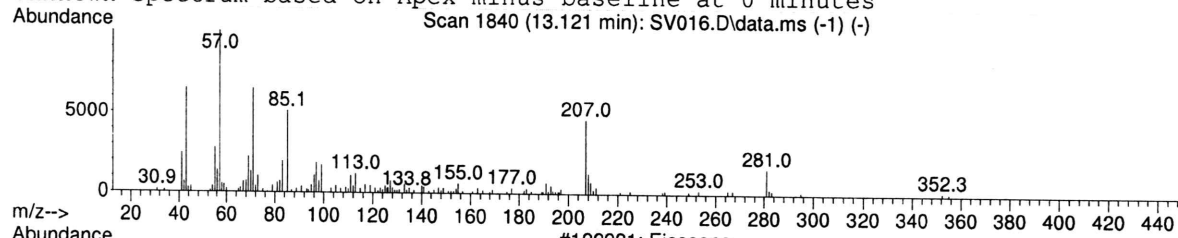
Peak Number: 26 at 12.829 min Area: 530853 Area % 0.28

The 3 best hits from each library.

Ref\#	CAS\#	Qual
1	64819	35
2	64841	35
3	81801	22

Library Search Report - ChemStation Integrator

Unknown Spectrum based on Apex minus baseline at 0 minutes
Scan 1840 (13.121 min): SV016.D\data.ms (-1) (-)



Data File: C:\msdchem\1\DATA\2018\AG18\20AG18\SV016.D
Sample : 832264-1

Peak Number: 27 at 13.121 min Area: 1818247 Area % 0.95

The 3 best hits from each library.


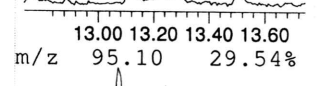
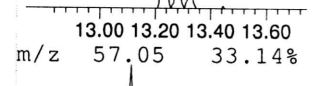
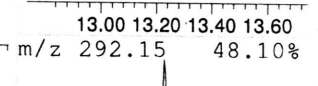
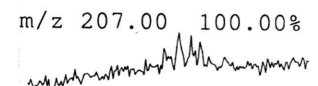
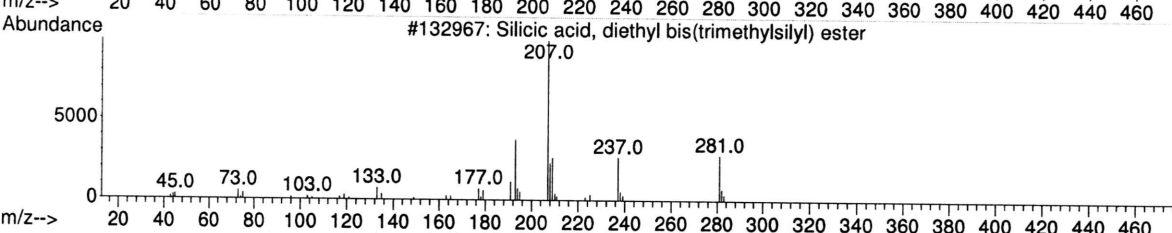
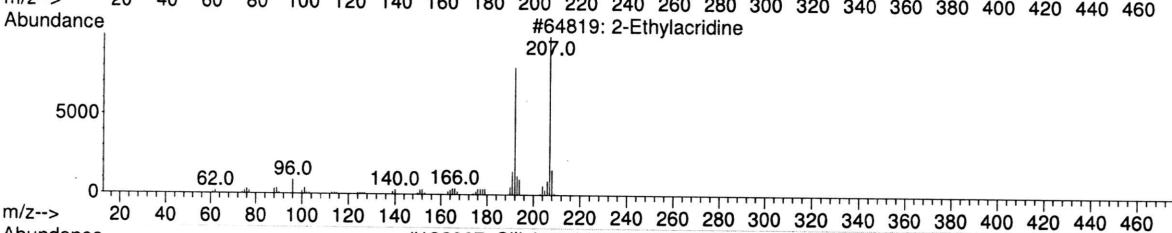
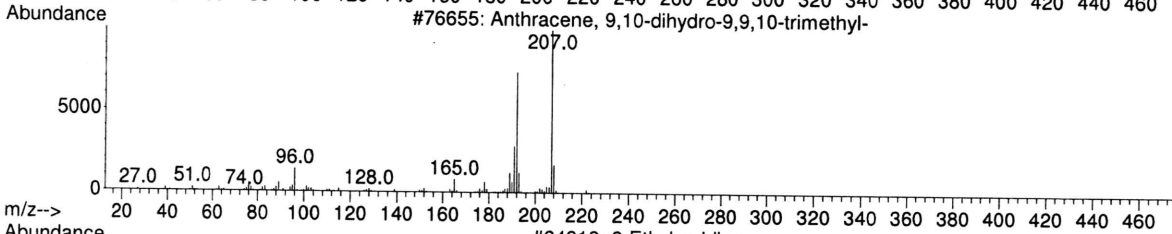
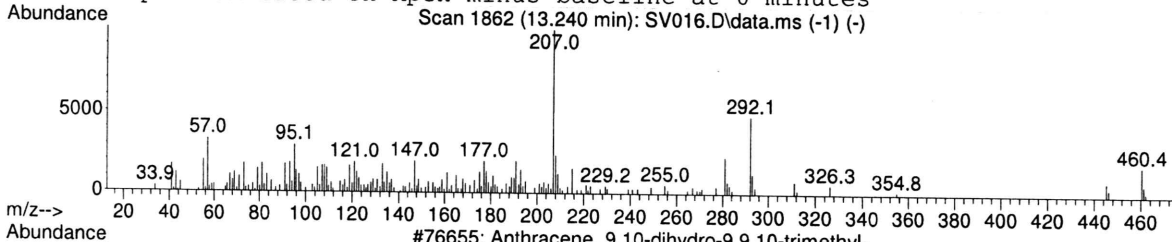
Ref\# CAS\# Qual

C:\Database\NIST08.L

Ref\#	CAS\#	Qual
1	122931 000112-95-8	90
2	172981 000629-99-2	78
3	204901 000630-04-6	64

Library Search Report - ChemStation Integrator

Unknown Spectrum based on Apex minus baseline at 0 minutes



Data File: C:\msdchem\1\DATA\2018\AG18\20AG18\SV016.D
 Sample : 832264-1

Peak Number: 28 at 13.240 min Area: 1295539 Area % 0.68

The 3 best hits from each library.

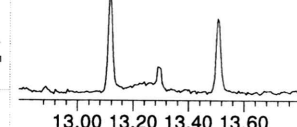
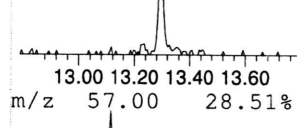
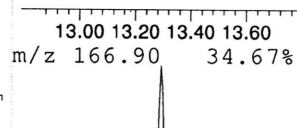
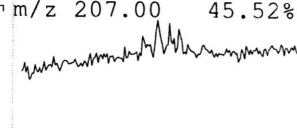
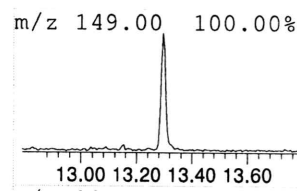
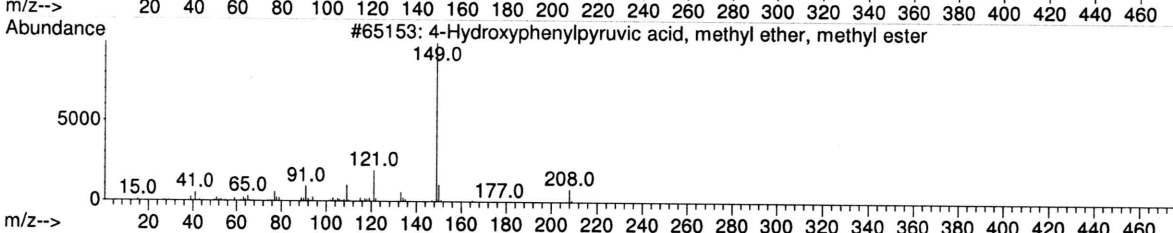


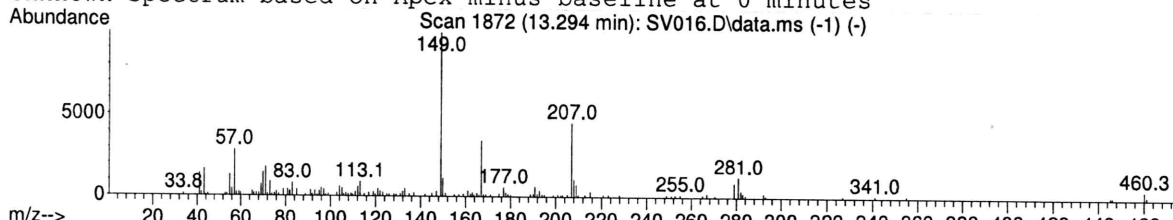
Ref\# CAS\# Qual

C:\Database\NIST08.L

Ref\#	CAS\#	Qual
1	76655 014923-29-6	50
2	64819 055751-83-2	45
3	132967 003555-45-1	43

Library Search Report - ChemStation Integrator

Unknown Spectrum based on Apex minus baseline at 0 minutes



Data File: C:\msdchem\1\DATA\2018\AG18\20AG18\SV016.D

Sample : 832264-1

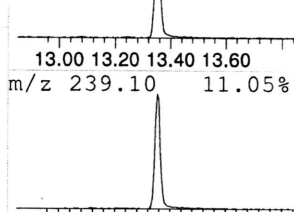

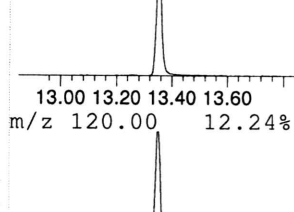
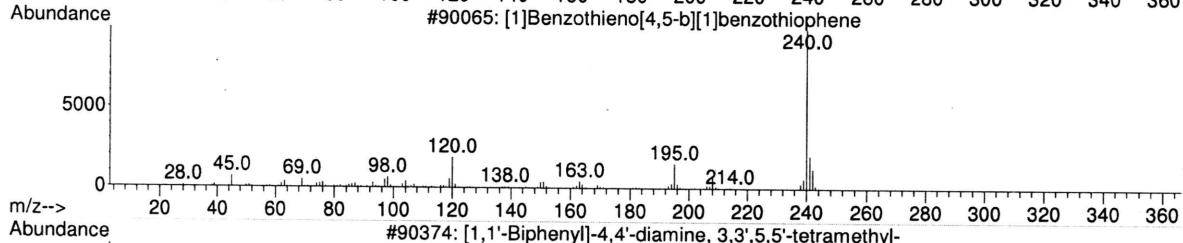
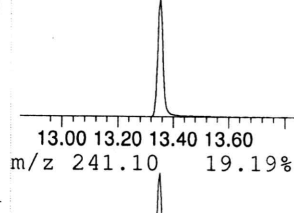
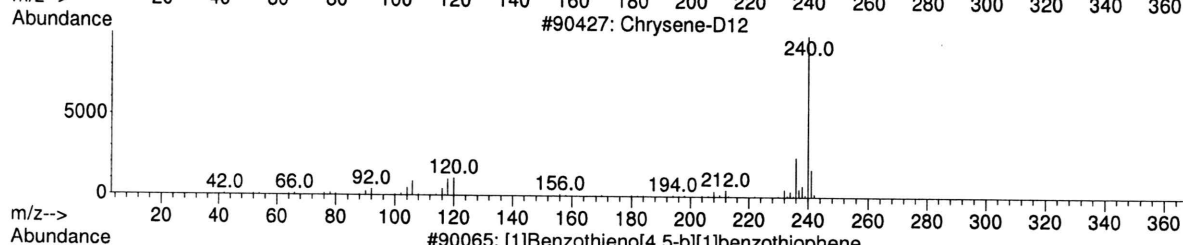
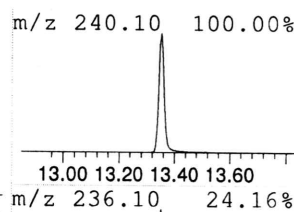
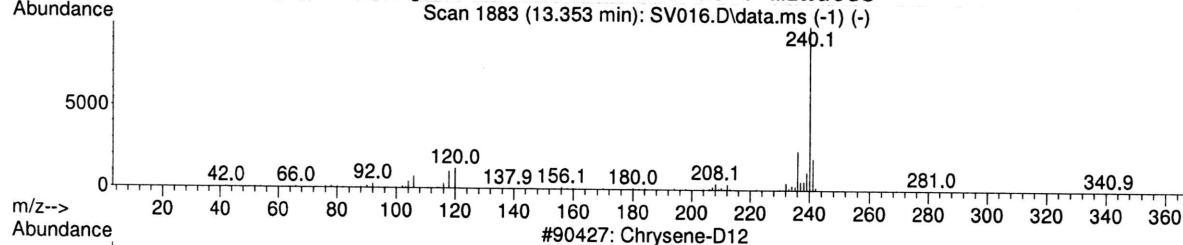
Peak Number: 29 at 13.294 min Area: 773642 Area % 0.40

The 3 best hits from each library. Ref\# CAS\# Qual

Library	Ref\#	CAS\#	Qual
C:\Database\NIST08.L			
1 1,2-Benzenedicarboxylic acid, mo...	119596	004376-20-9	46
2 1,2-Benzenedicarboxylic acid, mo...	75976	000131-70-4	43
3 4-Hydroxyphenylpyruvic acid, met...	65153	1000332-83-9	43

Library Search Report - ChemStation Integrator

Unknown Spectrum based on Apex minus baseline at 0 minutes
Scan 1883 (13.353 min): SV016.D\data.ms (-1) (-)



Data File: C:\msdchem\1\DATA\2018\AG18\20AG18\SV016.D

Sample : 832264-1

Peak Number: 30 at 13.353 min Area: 12161540 Area % 6.36

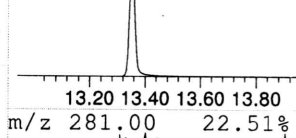

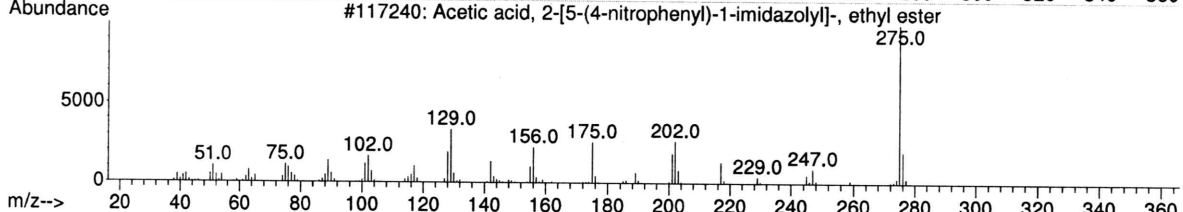
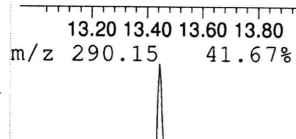

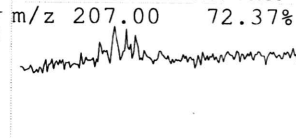
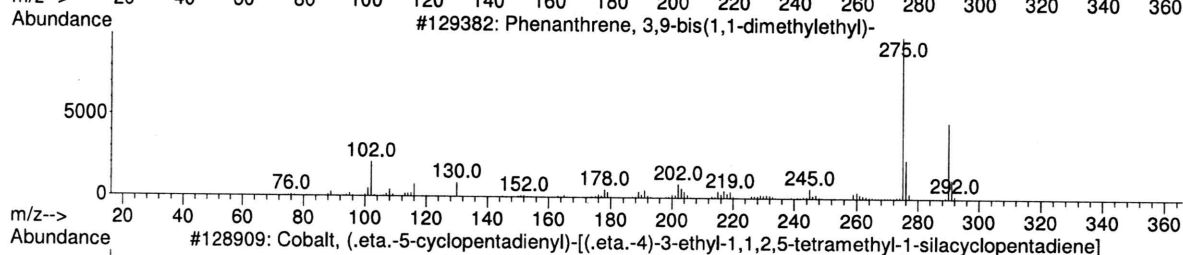
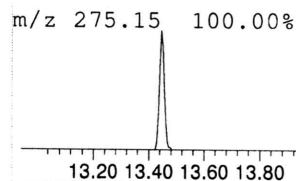
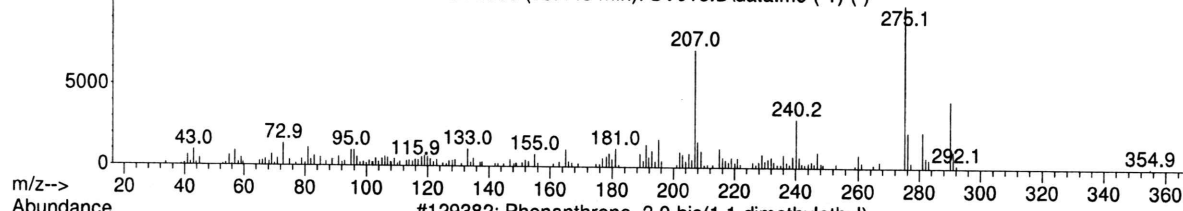
The 3 best hits from each library.

	Ref\#	CAS\#	Qual

C:\Database\NIST08.L			
1 Chrysene-D12	90427	001719-03-5	98
2 [1]Benzo[thieno[4,5-b][1]benzothi...	90065	055134-02-6	59
3 [1,1'-Biphenyl]-4,4'-diamine, 3,...	90374	054827-17-7	58

Library Search Report - ChemStation Integrator

Unknown Spectrum based on Apex minus baseline at 0 minutes
Scan 1900 (13.445 min): SV016.D\data.ms (-1) (-)



Data File: C:\msdchem\1\DATA\2018\AG18\20AG18\SV016.D
Sample : 832264-1

Peak Number: 31 at 13.445 min Area: 679794 Area % 0.36

The 3 best hits from each library.

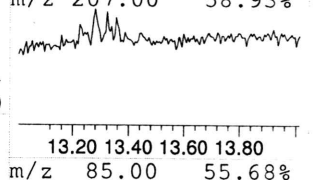

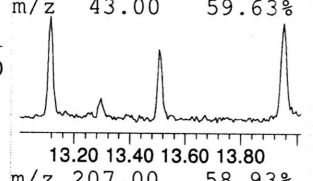
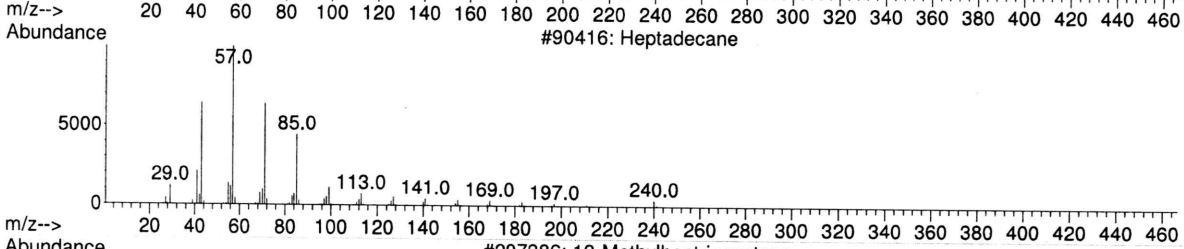
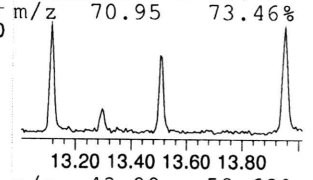
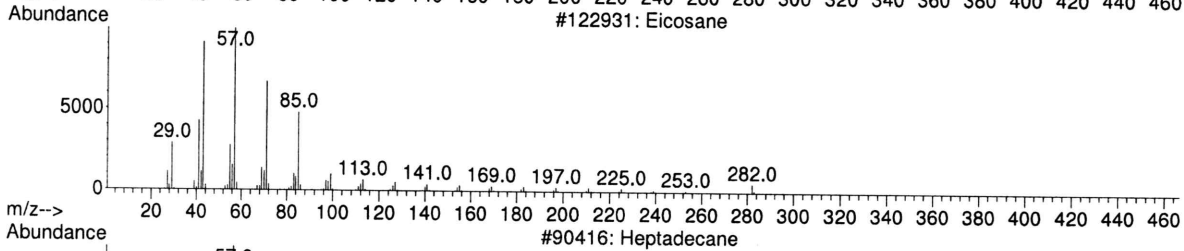
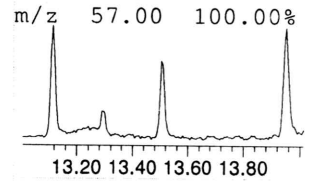
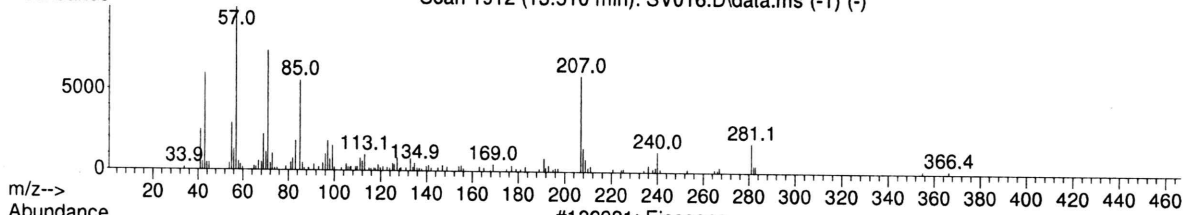
Ref\# CAS\# Qual

C:\Database\NIST08.L

- | | | | |
|---------------------------------------|--------|--------------|----|
| 1 Phenanthrene, 3,9-bis(1,1-dimeth... | 129382 | 055125-03-6 | 60 |
| 2 Cobalt, (.eta.-5-cyclopentadieny... | 128909 | 1000159-46-3 | 49 |
| 3 Acetic acid, 2-[5-(4-nitrophenyl... | 117240 | 351064-45-4 | 42 |

Library Search Report - ChemStation Integrator

Unknown Spectrum based on Apex minus baseline at 0 minutes
Scan 1912 (13.510 min): SV016.D\data.ms (-1) (-)



Data File: C:\msdchem\1\DATA\2018\AG18\20AG18\SV016.D
Sample : 832264-1

Peak Number: 32 at 13.510 min Area: 911668 Area % 0.48

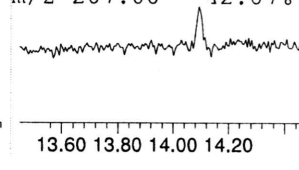
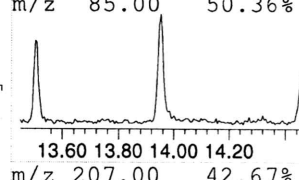
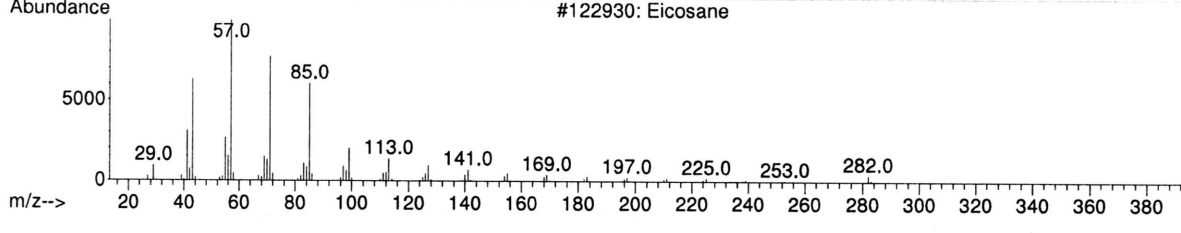
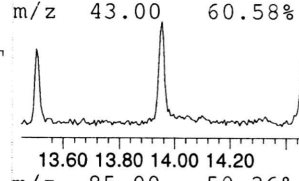
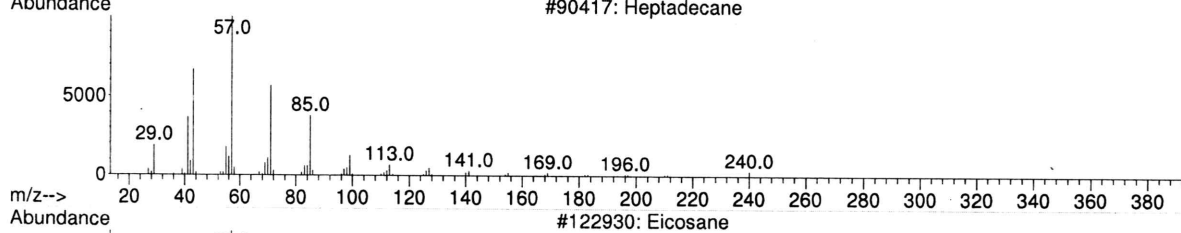
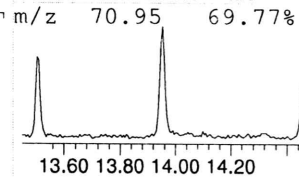
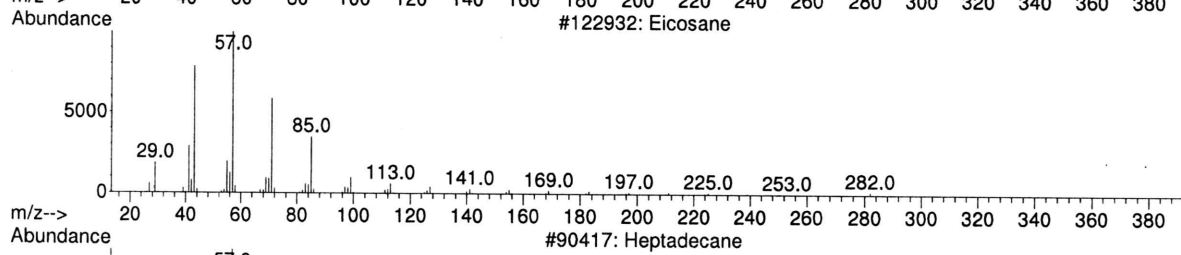
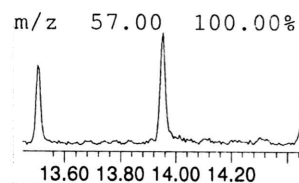
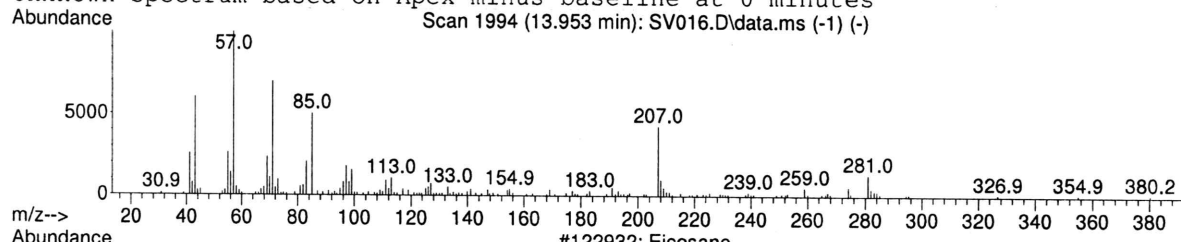
The 3 best hits from each library.

	Ref\#	CAS\#	Qual

C:\Database\NIST08.L			
1 Eicosane	122931	000112-95-8	90
2 Heptadecane	90416	000629-78-7	64
3 13-Methylhentriacontane	207386	1000131-19-4	62

Library Search Report - ChemStation Integrator

Unknown Spectrum based on Apex minus baseline at 0 minutes
Scan 1994 (13.953 min): SV016.D\data.ms (-1) (-)



Data File: C:\msdchem\1\DATA\2018\AG18\20AG18\SV016.D
Sample : 832264-1

Peak Number: 33 at 13.953 min Area: 1544774 Area % 0.81

The 3 best hits from each library. Ref\# CAS\# Qual




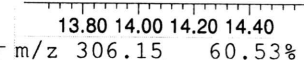
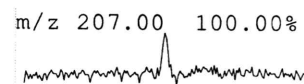

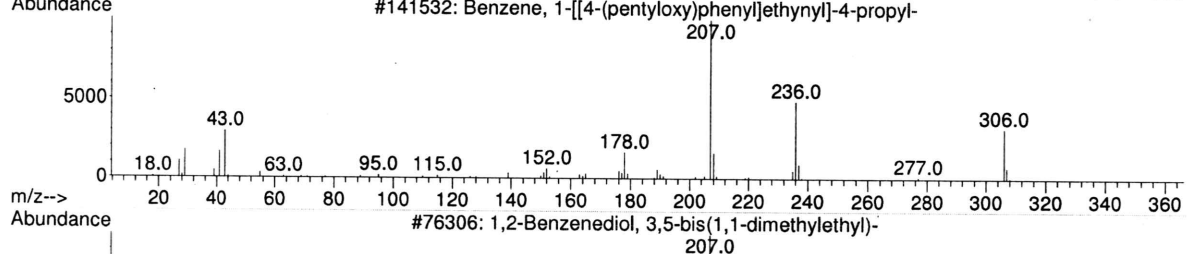
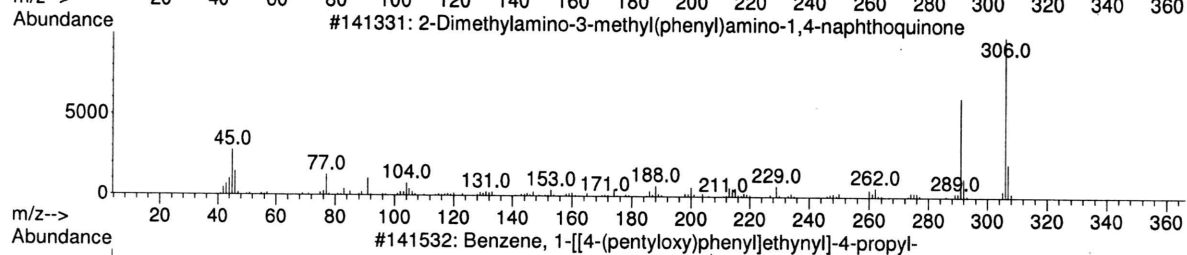
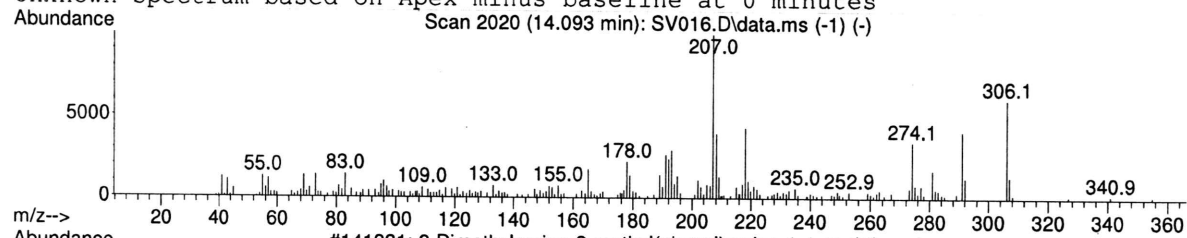
C:\Database\NIST08.L

Ref\#	CAS\#	Qual
1	122932 000112-95-8	90
2	90417 000629-78-7	90
3	122930 000112-95-8	90

Library Search Report - ChemStation Integrator

Unknown Spectrum based on Apex minus baseline at 0 minutes

Scan 2020 (14.093 min): SV016.D\data.ms (-1) (-)



Data File: C:\msdchem\1\DATA\2018\AG18\20AG18\SV016.D

Sample : 832264-1

Peak Number: 34 at 14.093 min Area: 1202305 Area % 0.63

The 3 best hits from each library.

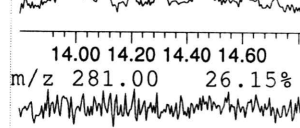
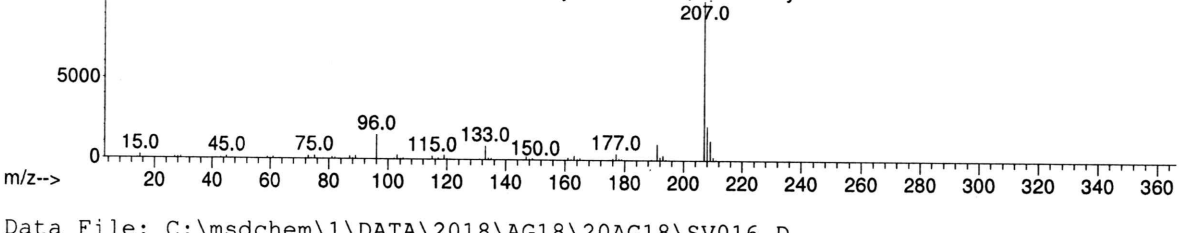
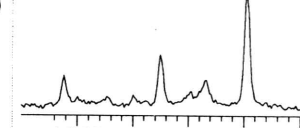
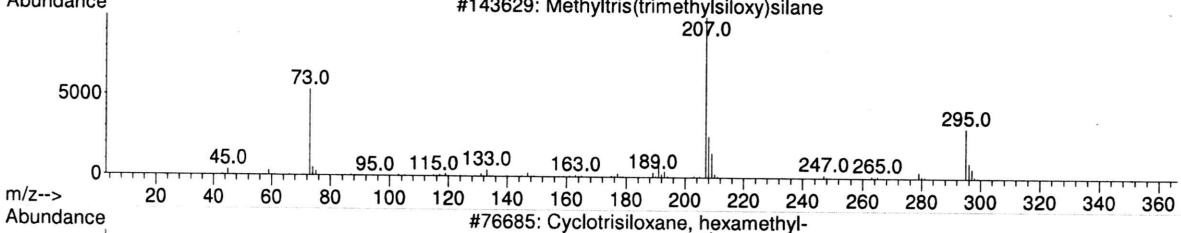
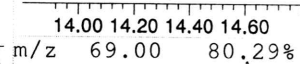
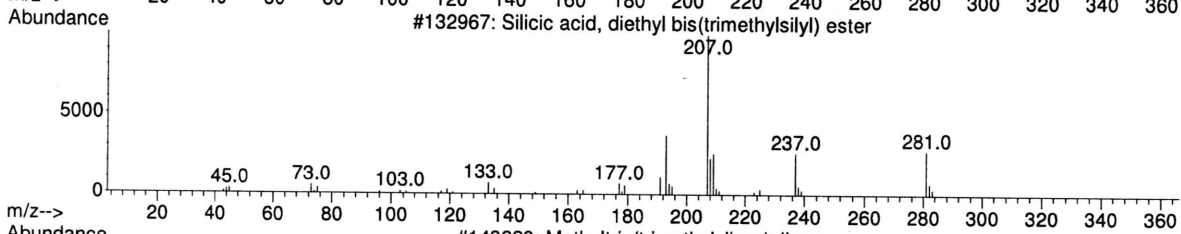
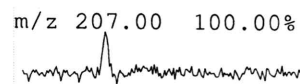
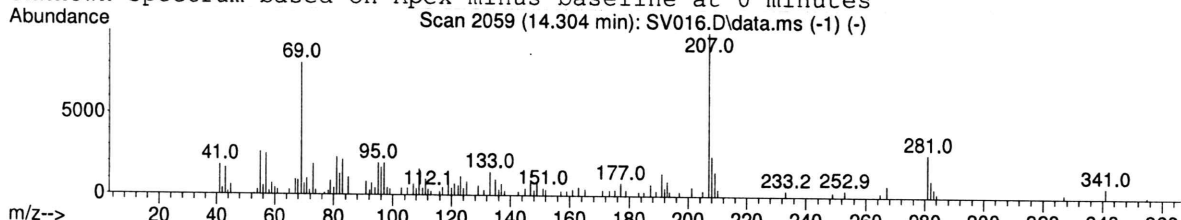
Ref\# CAS\# Qual

C:\Database\NIST08.L

Rank	Library Name	Ref\#	CAS\#	Qual
1	2-Dimethylamino-3-methyl(phenyl)...	141331	134614-10-1	35
2	Benzene, 1-[[4-(pentyloxy)phenyl]...	141532	105895-14-5	35
3	1,2-Benzenediol, 3,5-bis(1,1-dim...	76306	001020-31-1	35

Library Search Report - ChemStation Integrator

Unknown Spectrum based on Apex minus baseline at 0 minutes



Data File: C:\msdchem\1\DATA\2018\AG18\20AG18\SV016.D
 Sample : 832264-1

Peak Number: 35 at 14.304 min Area: 525562 Area % 0.28

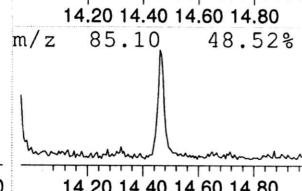
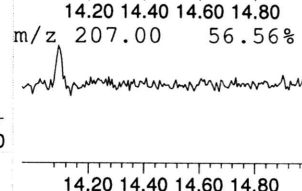

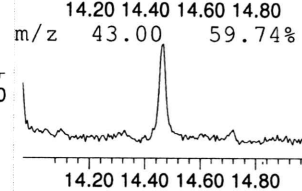

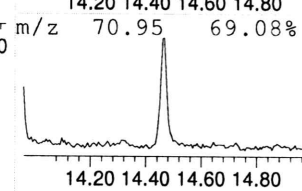
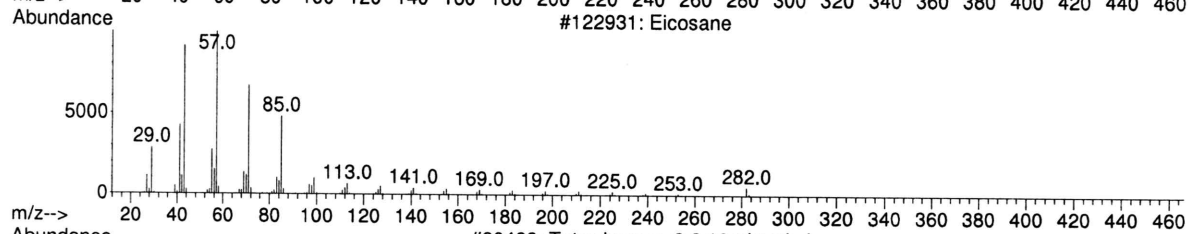
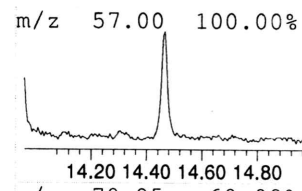
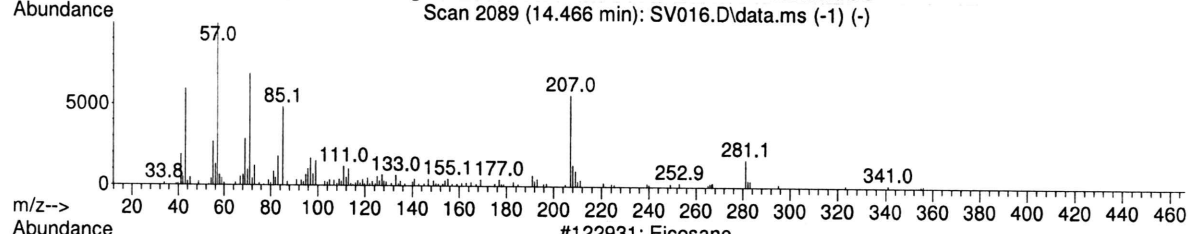
The 3 best hits from each library.

	Ref\#	CAS\#	Qual

C:\Database\NIST08.L			
1 Silicic acid, diethyl bis(trimet...	132967	003555-45-1	32
2 Methyltris(trimethylsiloxy)silane	143629	017928-28-8	27
3 Cyclotrisiloxane, hexamethyl-	76685	000541-05-9	27

Library Search Report - ChemStation Integrator

Unknown Spectrum based on Apex minus baseline at 0 minutes
Scan 2089 (14.466 min): SV016.D\data.ms (-1) (-)



Data File: C:\msdchem\1\DATA\2018\AG18\20AG18\SV016.D
Sample : 832264-1

Peak Number: 36 at 14.466 min Area: 1328520 Area % 0.70

The 3 best hits from each library.

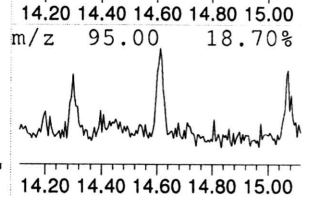

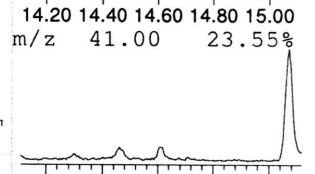
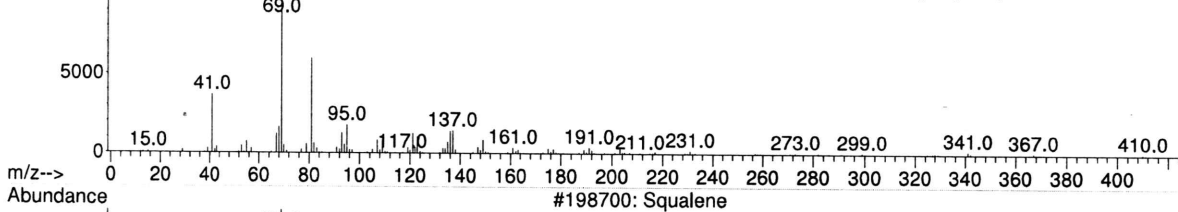
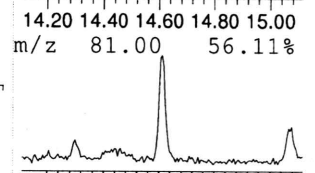
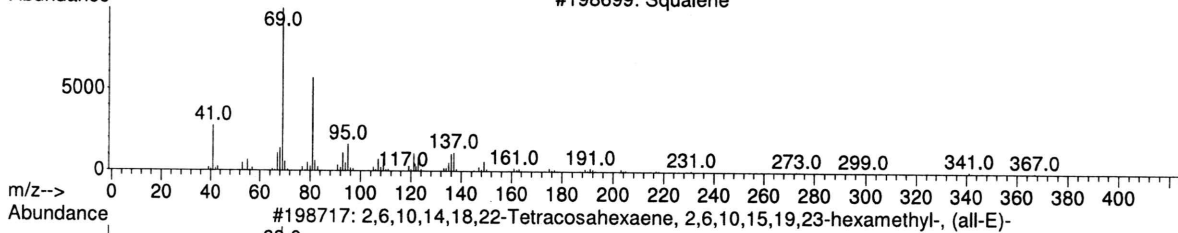
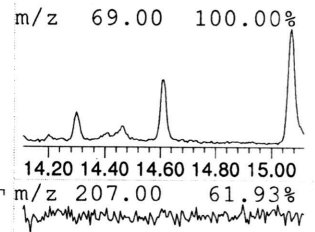
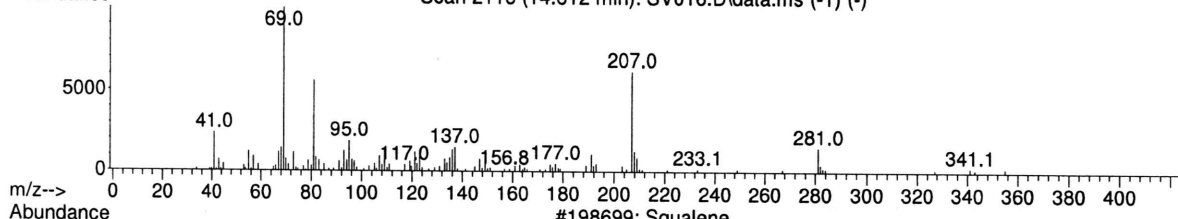
Ref\# CAS\# Qual

C:\Database\NIST08.L

Ref\#	CAS\#	Qual
1	122931 000112-95-8	87
2	90426 014905-56-7	50
3	207386 1000131-19-4	49

Library Search Report - ChemStation Integrator

Unknown Spectrum based on Apex minus baseline at 0 minutes
Scan 2116 (14.612 min): SV016.D\data.ms (-1) (-)



Data File: C:\msdchem\1\DATA\2018\AG18\20AG18\SV016.D
Sample : 832264-1

Peak Number: 37 at 14.612 min Area: 950033 Area % 0.50

The 3 best hits from each library.

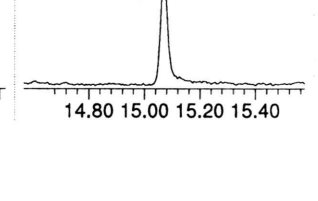
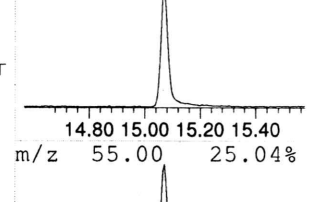
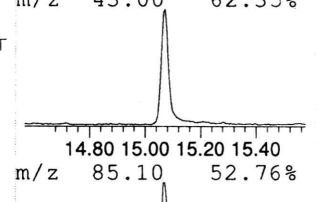
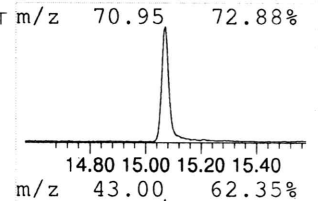
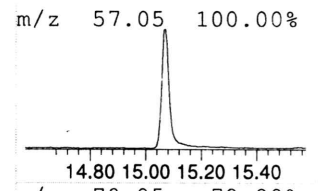
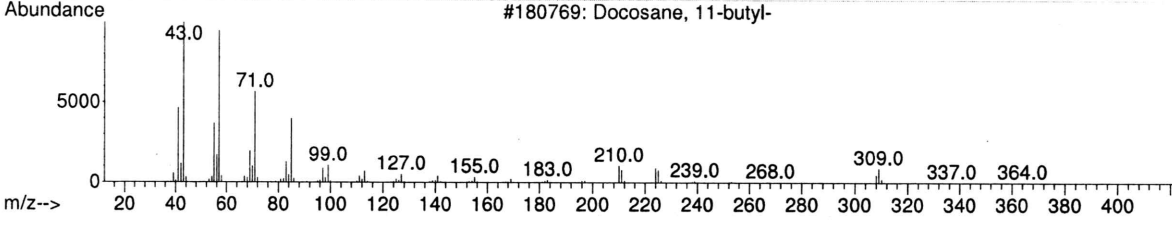
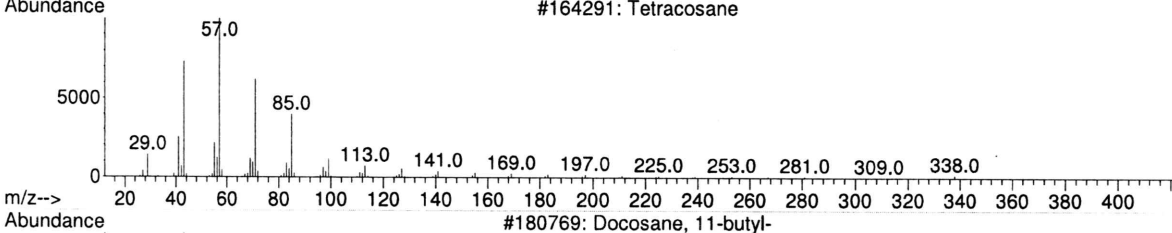
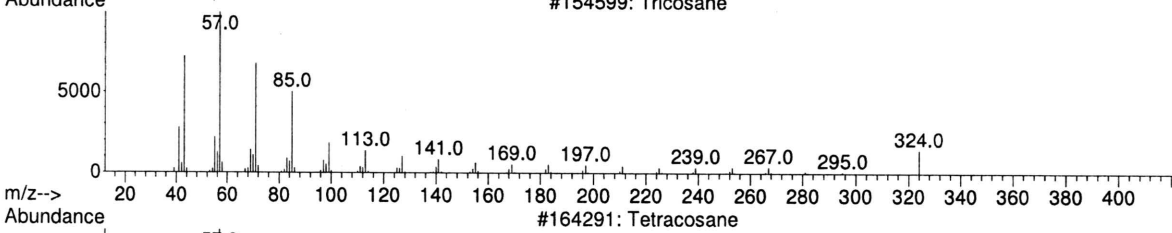

Ref\# CAS\# Qual

C:\Database\NIST08.L

Ref\#	CAS\#	Qual
1	198699 007683-64-9	60
2	2,6,10,14,18,22-Tetracosahexaene...	55
3	198700 007683-64-9	55

Library Search Report - ChemStation Integrator

Unknown Spectrum based on Apex minus baseline at 0 minutes
Scan 2201 (15.071 min): SV016.D\data.ms (-1) (-)



Data File: C:\msdchem\1\DATA\2018\AG18\20AG18\SV016.D
Sample : 832264-1

Peak Number: 38 at 15.071 min Area: 9210644 Area % 4.82

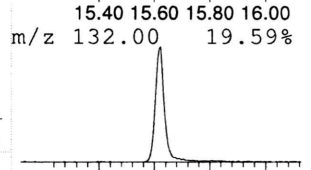
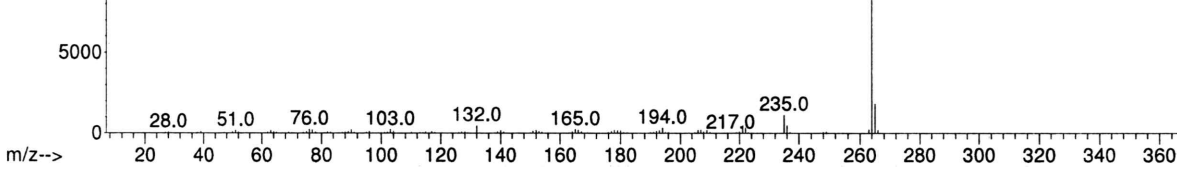
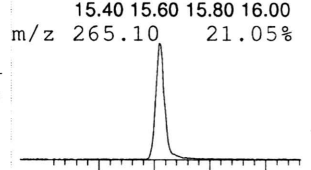

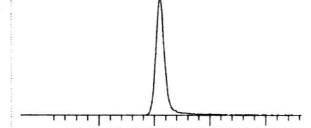

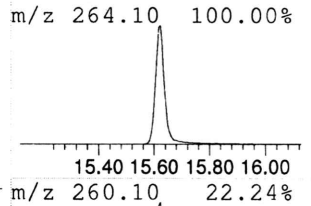
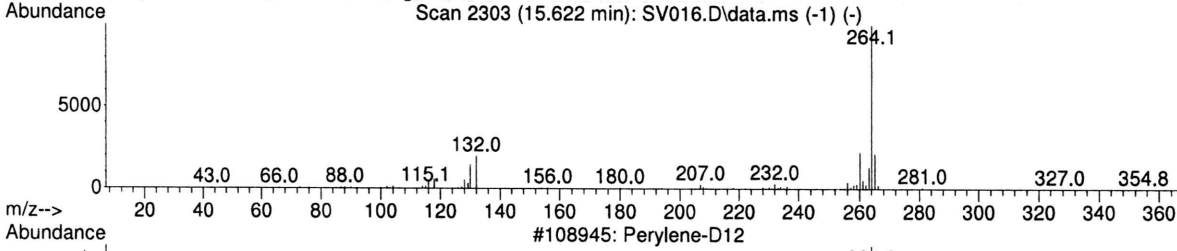
The 3 best hits from each library.

Ref\# CAS\# Qual

C:\Database\NIST08.L	Ref\#	CAS\#	Qual
1 Tricosane	154599	000638-67-5	97
2 Tetracosane	164291	000646-31-1	97
3 Docosane, 11-butyl-	180769	013475-76-8	93

Library Search Report - ChemStation Integrator

Unknown Spectrum based on Apex minus baseline at 0 minutes



Data File: C:\msdchem\1\DATA\2018\AG18\20AG18\SV016.D
 Sample : 832264-1

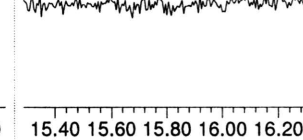
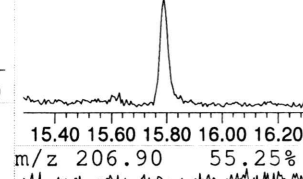
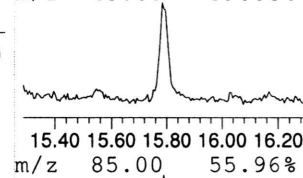
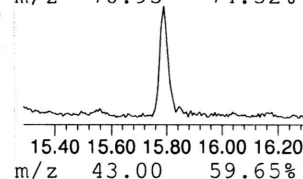
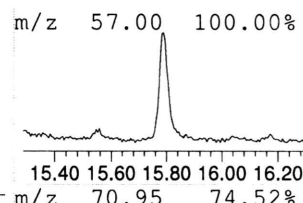

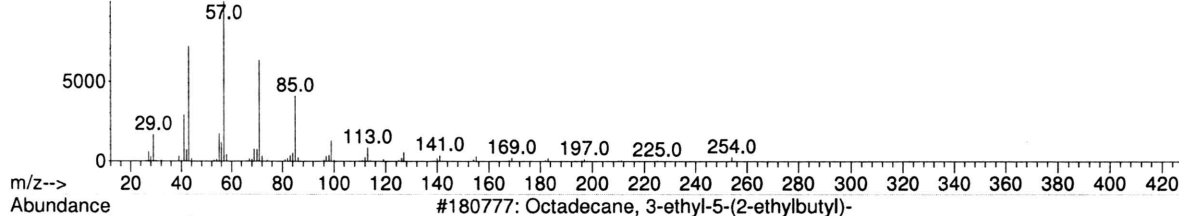

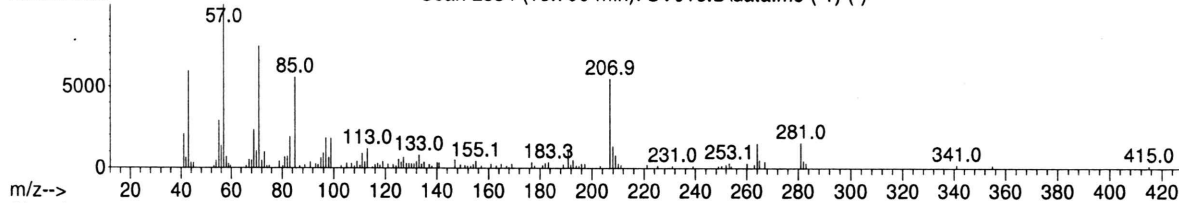
Peak Number: 39 at 15.622 min Area: 12146252 Area % 6.36

The 3 best hits from each library. Ref\# CAS\# Qual

Library	Ref\#	CAS\#	Qual
C:\Database\NIST08.L			
1 Perylene-D12	108945	001520-96-3	98
2 2,3,9,10-Tetrahydro-1,8-dioxo-7,...	108706	1000243-33-3	58
3 3,3'-Dimethyl-4,4'-biphenylene d...	108685	000091-97-4	53

Library Search Report - ChemStation Integrator

Unknown Spectrum based on Apex minus baseline at 0 minutes
Scan 2334 (15.790 min): SV016.D\data.ms (-1) (-)



Data File: C:\msdchem\1\DATA\2018\AG18\20AG18\SV016.D
Sample : 832264-1

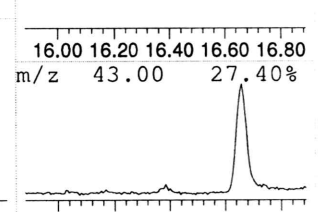

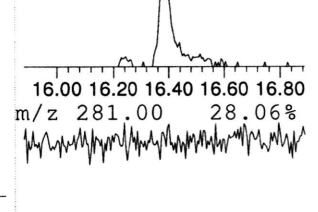
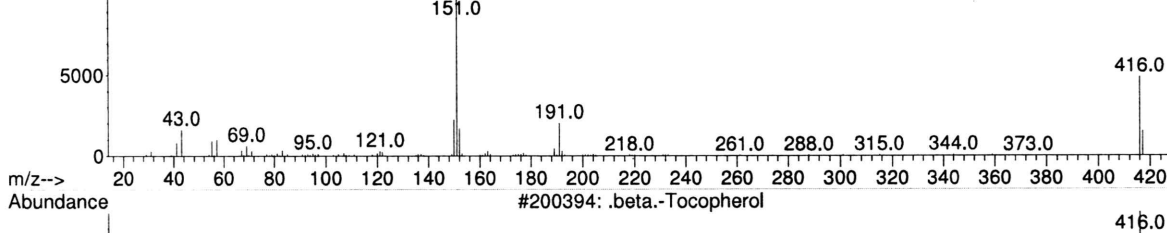
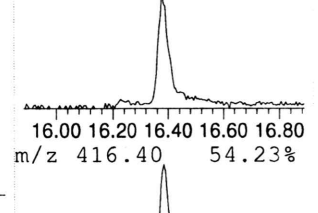
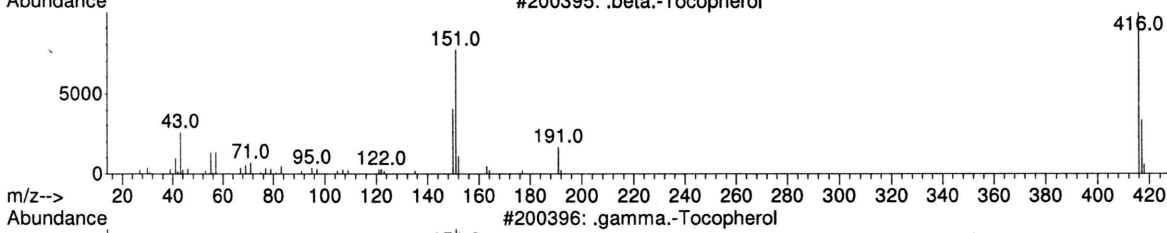
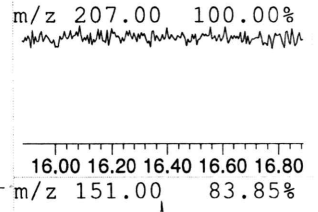
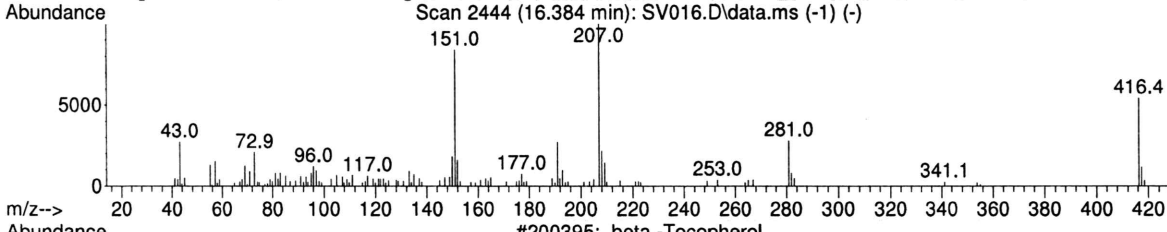
Peak Number: 40 at 15.790 min Area: 1274737 Area % 0.67

The 3 best hits from each library. Ref\# CAS\# Qual

C:\Database\NIST08.L			
Ref\#	CAS\#	Qual	
1	122931	000112-95-8	70
2	101148	000593-45-3	70
3	180777	055282-12-7	49

Library Search Report - ChemStation Integrator

Unknown Spectrum based on Apex minus baseline at 0 minutes



Data File: C:\msdchem\1\DATA\2018\AG18\20AG18\SV016.D
 Sample : 832264-1

Peak Number: 41 at 16.384 min Area: 730926 Area % 0.38

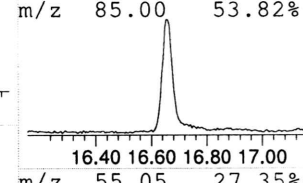
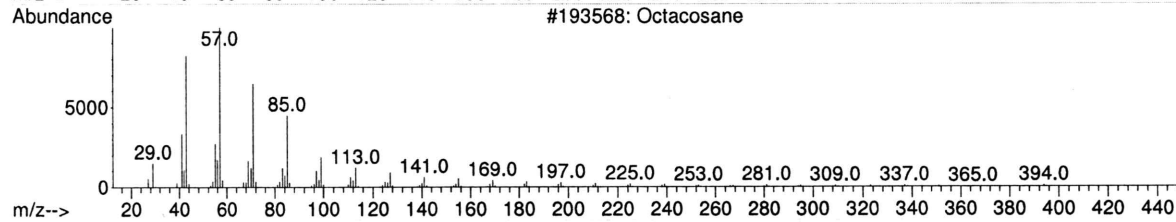
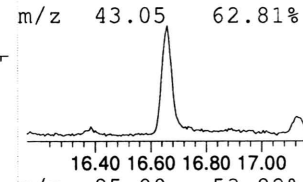
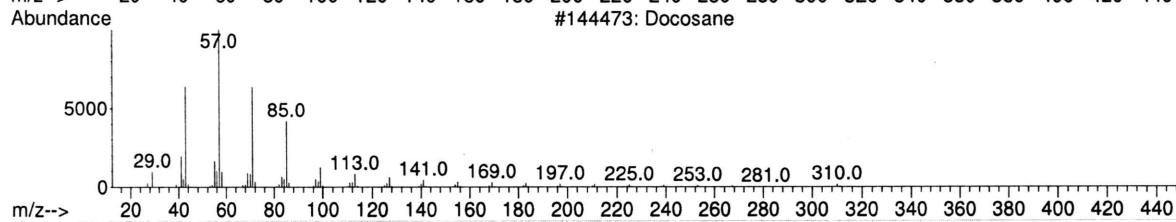
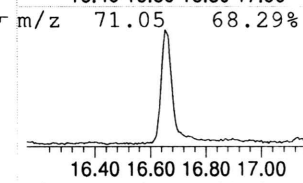
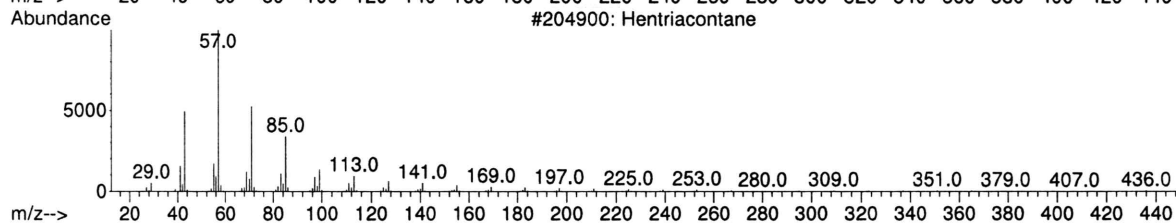
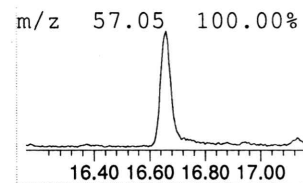
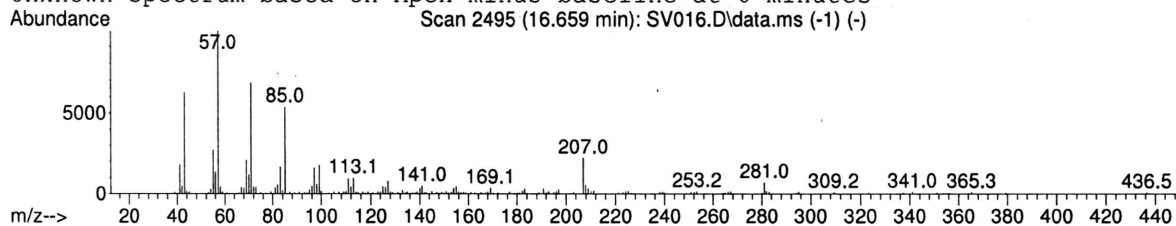
The 3 best hits from each library.

Ref\# CAS\# Qual

Library	Ref\#	CAS\#	Qual
C:\Database\NIST08.L			
1 .beta.-Tocopherol	200395	000148-03-8	55
2 .gamma.-Tocopherol	200396	007616-22-0	46
3 .beta.-Tocopherol	200394	000148-03-8	38

Library Search Report - ChemStation Integrator

Unknown Spectrum based on Apex minus baseline at 0 minutes



Data File: C:\msdchem\1\DATA\2018\AG18\20AG18\SV016.D

Sample : 832264-1

Peak Number: 42 at 16.659 min Area: 3665229 Area % 1.92

The 3 best hits from each library.

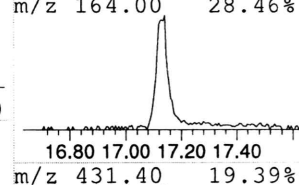
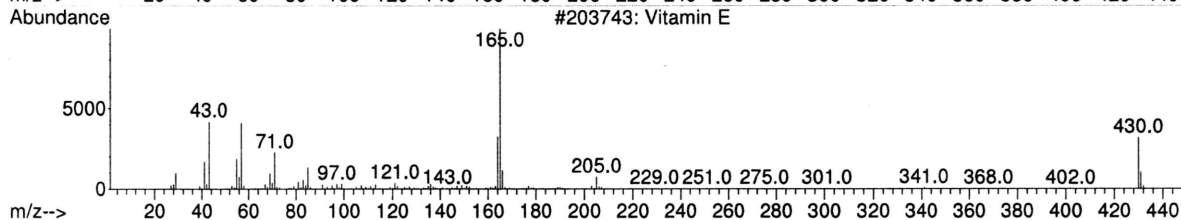
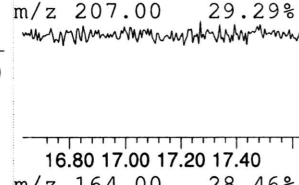
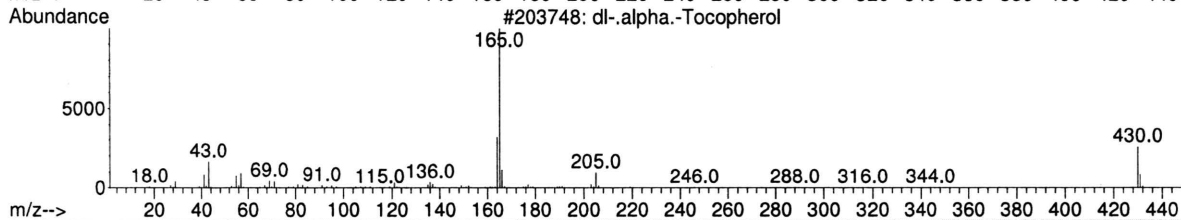
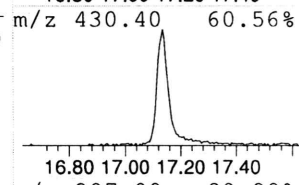
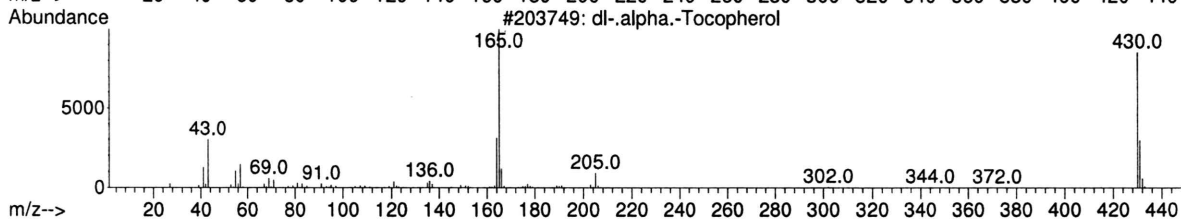
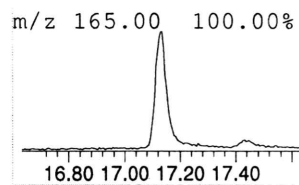
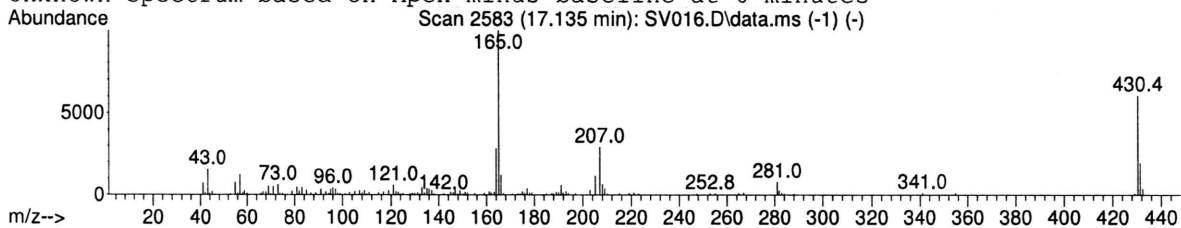
Ref\# CAS\# Qual

C:\Database\NIST08.L

Ref\#	CAS\#	Qual
1	204900 000630-04-6	93
2	144473 000629-97-0	92
3	193568 000630-02-4	81

Library Search Report - ChemStation Integrator

Unknown Spectrum based on Apex minus baseline at 0 minutes



Data File: C:\msdchem\1\DATA\2018\AG18\20AG18\SV016.D

Sample : 832264-1

Peak Number: 43 at 17.135 min Area: 1491009 Area % 0.78

The 3 best hits from each library.

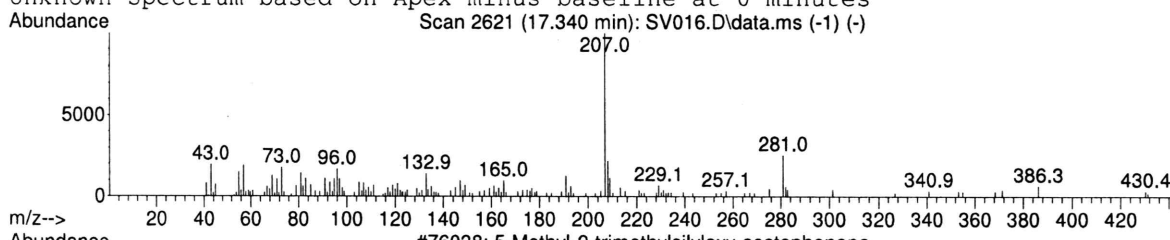
Ref\# CAS\# Qual

C:\Database\NIST08.L

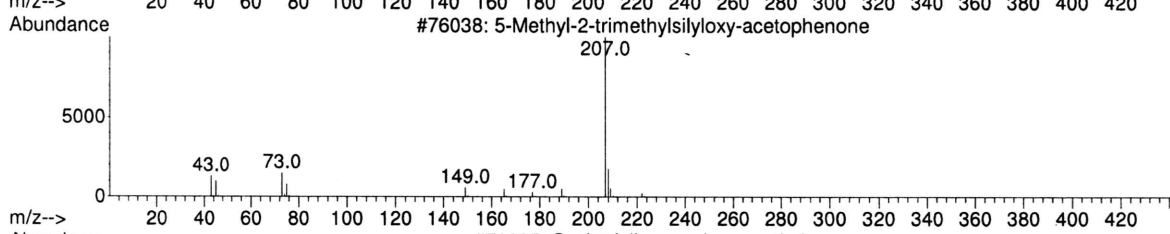
Ref\#	CAS\#	Qual
1	203749 010191-41-0	97
2	203748 010191-41-0	96
3	203743 000059-02-9	95

Library Search Report - ChemStation Integrator

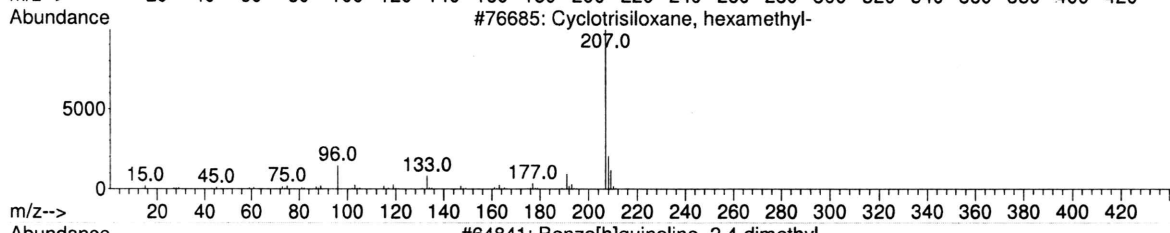
Unknown Spectrum based on Apex minus baseline at 0 minutes



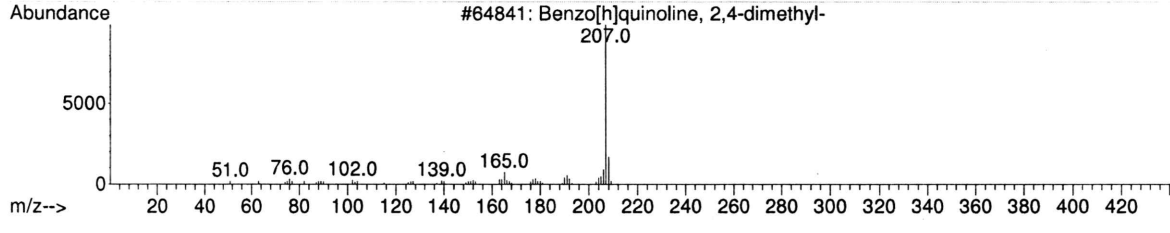
m/z 207.00 100.00%



17.00 17.20 17.40 17.60
m/z 281.00 25.36%



17.00 17.20 17.40 17.60
m/z 208.00 21.96%



17.00 17.20 17.40 17.60
m/z 43.00 19.57%

17.00 17.20 17.40 17.60
m/z 57.00 19.26%

17.00 17.20 17.40 17.60

Data File: C:\msdchem\1\DATA\2018\AG18\20AG18\SV016.D

Sample : 832264-1

Peak Number: 44 at 17.340 min Area: 725338 Area % 0.38

The 3 best hits from each library.

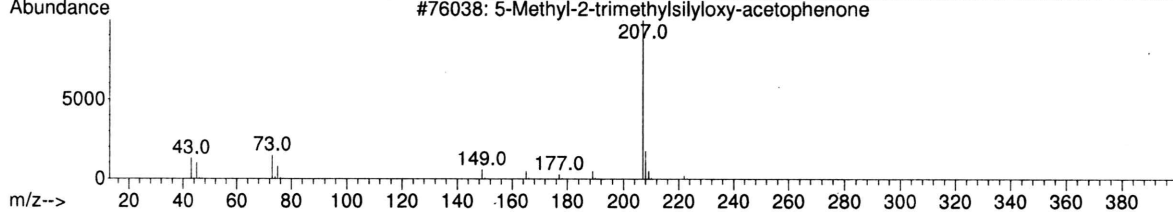
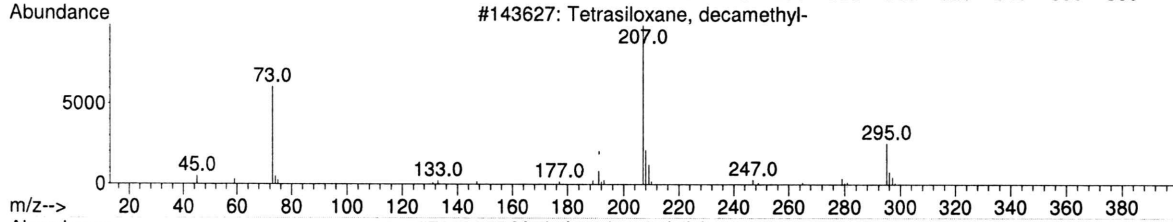
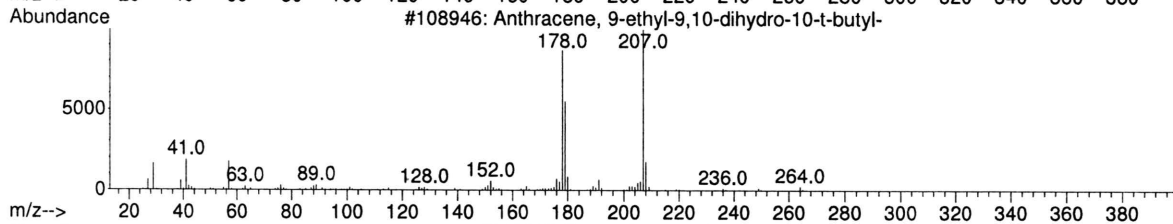
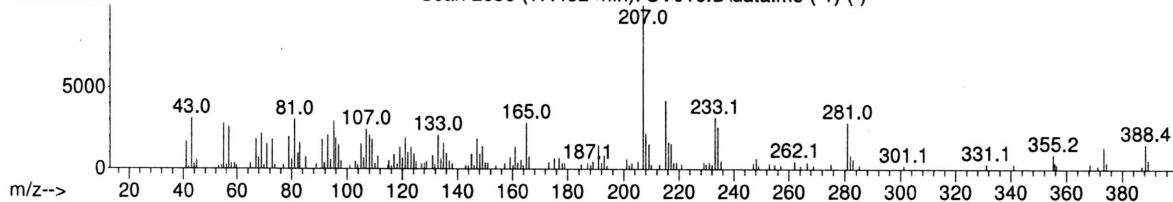
Ref\# CAS\# Qual

C:\Database\NIST08.L

- | Rank | Library Name | Ref\# | CAS\# | Qual |
|------|-------------------------------------|-------|-------------|------|
| 1 | 5-Methyl-2-trimethylsilyloxy-ace... | 76038 | 097389-69-0 | 52 |
| 2 | Cyclotrisiloxane, hexamethyl- | 76685 | 000541-05-9 | 52 |
| 3 | Benzo[h]quinoline, 2,4-dimethyl- | 64841 | 000605-67-4 | 50 |

Library Search Report - ChemStation Integrator

Unknown Spectrum based on Apex minus baseline at 0 minutes
 Scan 2638 (17.432 min): SV016.D\data.ms (-1) (-)



m/z 207.00 100.00%

17.20 17.40 17.60 17.80
 m/z 215.10 42.13%

17.20 17.40 17.60 17.80
 m/z 233.10 31.58%

17.20 17.40 17.60 17.80
 m/z 43.00 31.13%

17.20 17.40 17.60 17.80
 m/z 81.00 30.39%

Data File: C:\msdchem\1\DATA\2018\AG18\20AG18\SV016.D
 Sample : 832264-1

Peak Number: 45 at 17.432 min Area: 2037053 Area % 1.07

The 3 best hits from each library.

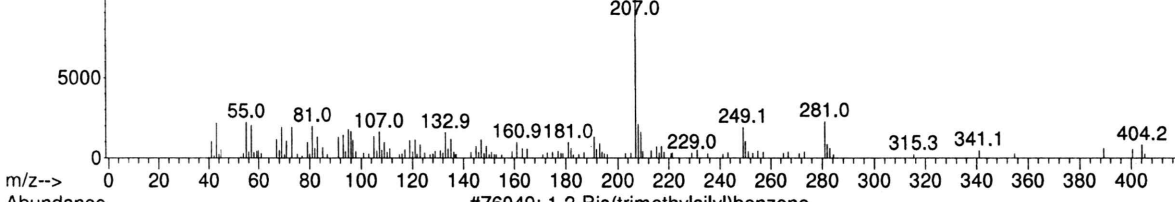
Ref\# CAS\# Qual

C:\Database\NIST08.L

Rank	Library Name	Ref\#	CAS\#	Qual
1	Anthracene, 9-ethyl-9,10-dihydro...	108946	1000154-57-7	30
2	Tetrasiloxane, decamethyl-	143627	000141-62-8	27
3	5-Methyl-2-trimethylsilyloxy-ace...	76038	097389-69-0	27

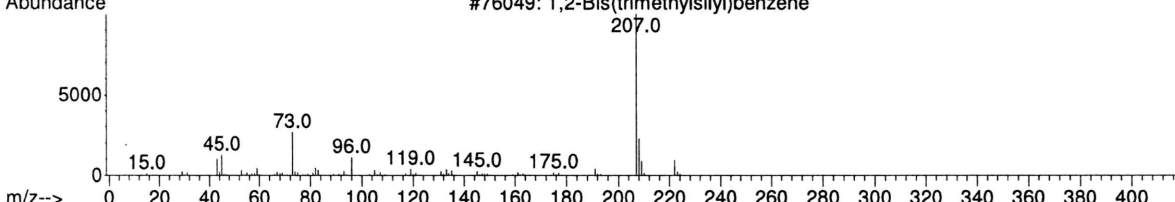
Library Search Report - ChemStation Integrator

Unknown Spectrum based on Apex minus baseline at 0 minutes
 Scan 2840 (18.523 min): SV016.D\data.ms (-1) (-)

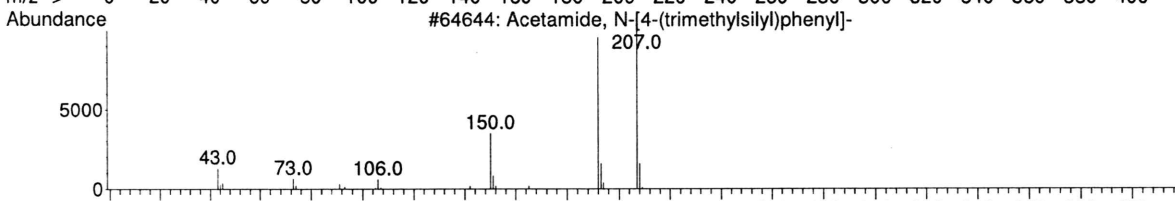


m/z 207.00 100.00%

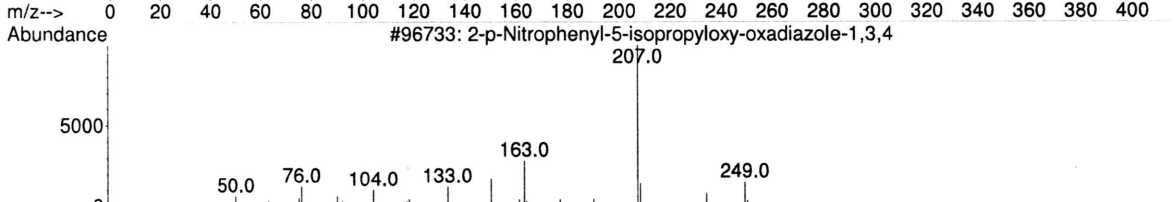
18.20 18.40 18.60 18.80
 m/z 281.00 22.70%



18.20 18.40 18.60 18.80
 m/z 55.00 22.29%



18.20 18.40 18.60 18.80
 m/z 43.00 21.92%



18.20 18.40 18.60 18.80
 m/z 208.00 21.15%

Data File: C:\msdchem\1\DATA\2018\AG18\20AG18\SV016.D
 Sample : 832264-1

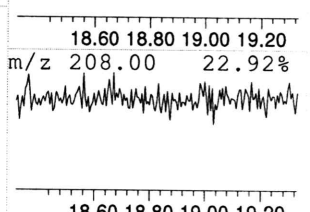
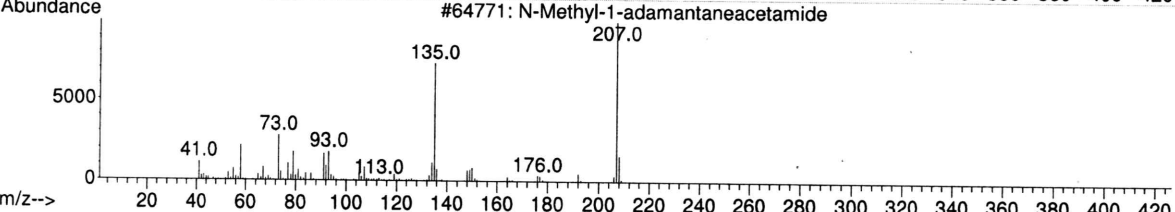
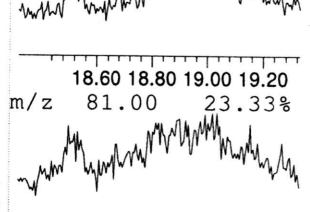
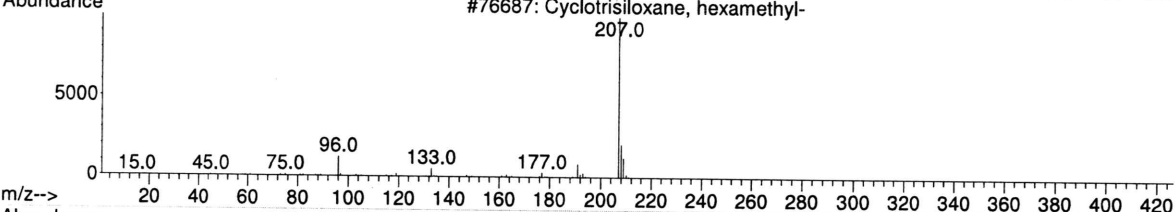
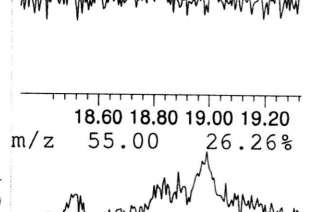
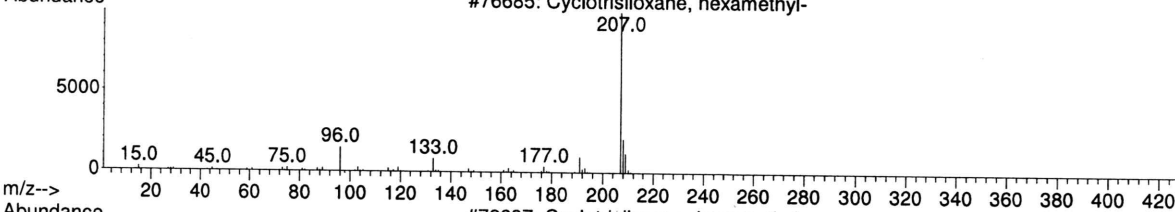
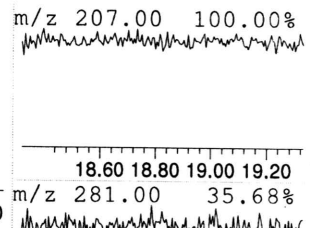
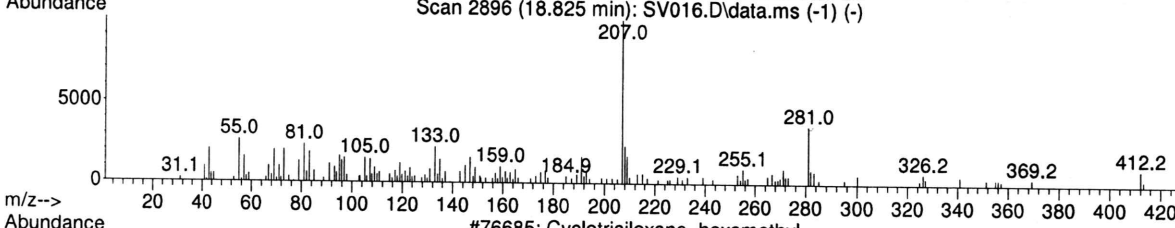
Peak Number: 46 at 18.523 min Area: 795267 Area % 0.42

The 3 best hits from each library. Ref\# CAS\# Qual

Library	Ref\#	CAS\#	Qual
C:\Database\NIST08.L			
1 1,2-Bis(trimethylsilyl)benzene	76049	017151-09-6	47
2 Acetamide, N-[4-(trimethylsilyl)phenyl]-	64644	017983-71-0	47
3 2-p-Nitrophenyl-5-isopropoxy-oxadiazole-1,3,4	96733	041125-94-4	47

Library Search Report - ChemStation Integrator

Unknown Spectrum based on Apex minus baseline at 0 minutes



Data File: C:\msdchem\1\DATA\2018\AG18\20AG18\SV016.D
 Sample : 832264-1

Peak Number: 47 at 18.825 min Area: 1589966 Area % 0.83

The 3 best hits from each library.

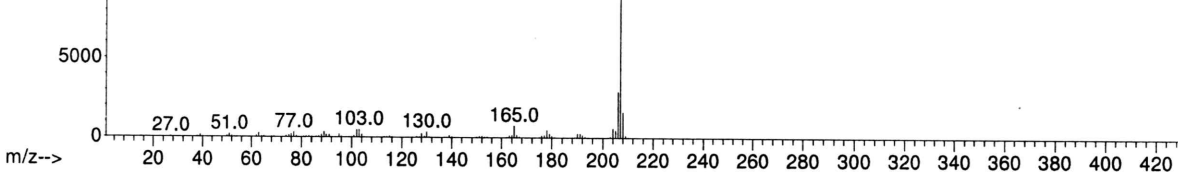
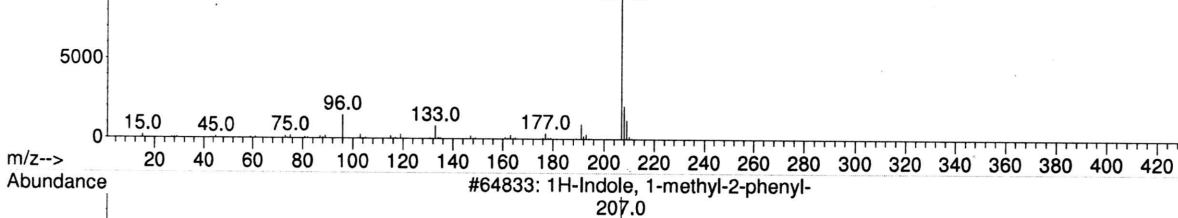
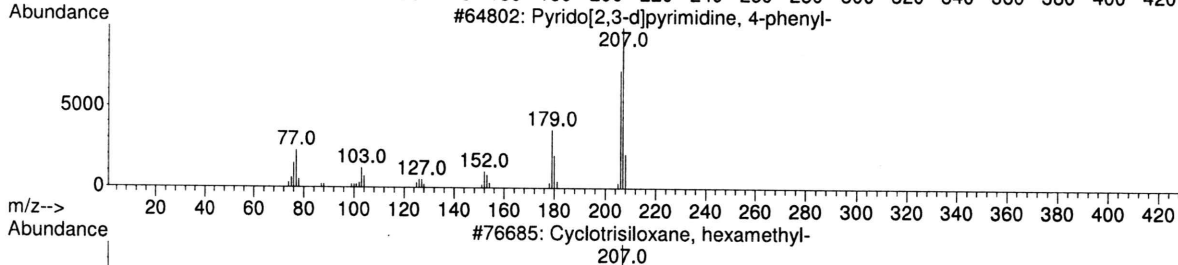
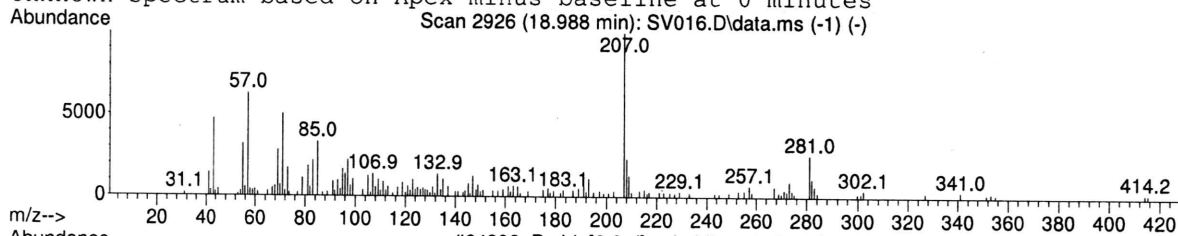
Ref\# CAS\# Qual

C:\Database\NIST08.L

Ref\#	CAS\#	Qual
1	76685 000541-05-9	49
2	76687 000541-05-9	46
3	64771 031897-93-5	43

Library Search Report - ChemStation Integrator

Unknown Spectrum based on Apex minus baseline at 0 minutes



m/z 207.00 100.00%

18.60 18.80 19.00 19.20 19.40
m/z 57.00 62.97%

18.60 18.80 19.00 19.20 19.40
m/z 70.95 50.39%

18.60 18.80 19.00 19.20 19.40
m/z 43.00 47.41%

18.60 18.80 19.00 19.20 19.40
m/z 85.00 33.51%

Data File: C:\msdchem\1\DATA\2018\AG18\20AG18\SV016.D

Sample : 832264-1

Peak Number: 48 at 18.988 min Area: 1435334 Area % 0.75

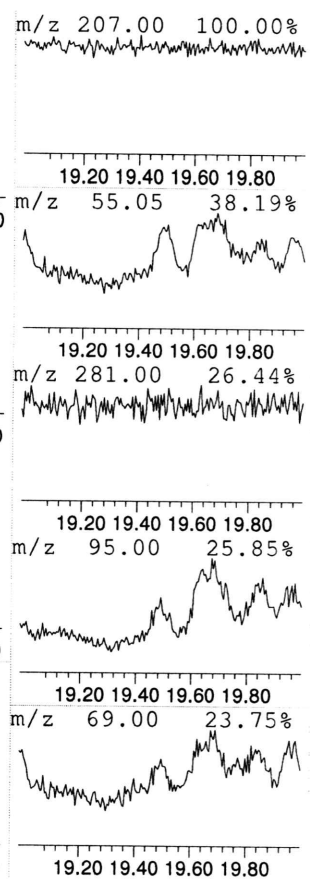
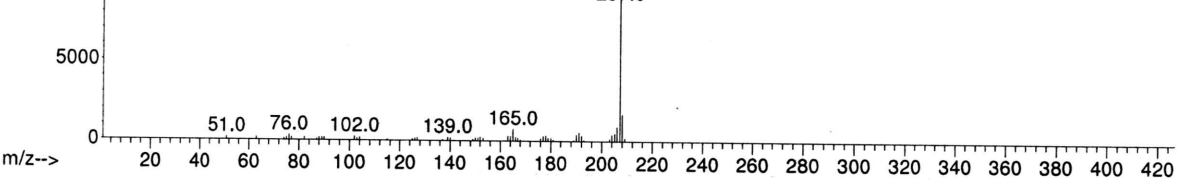
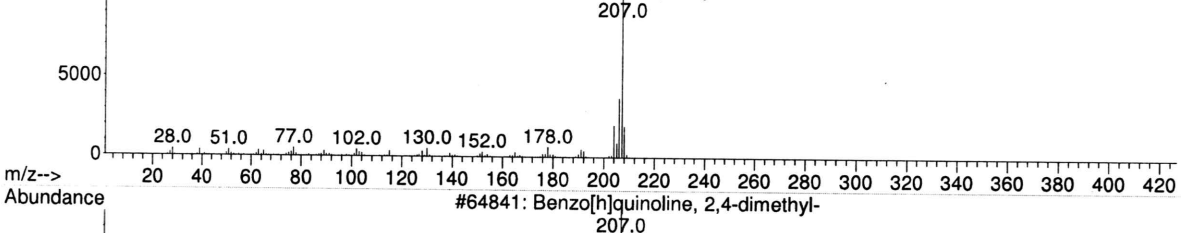
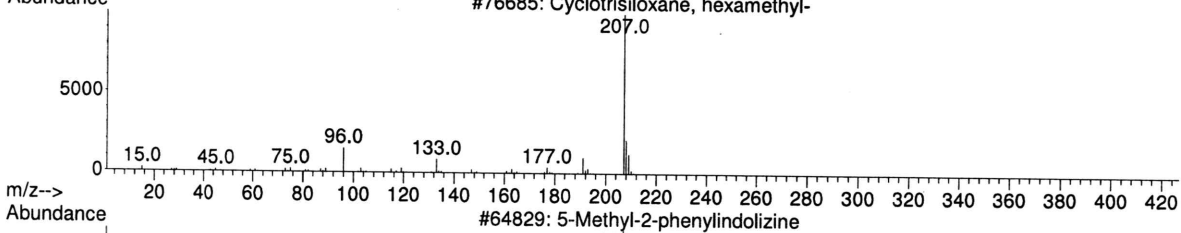
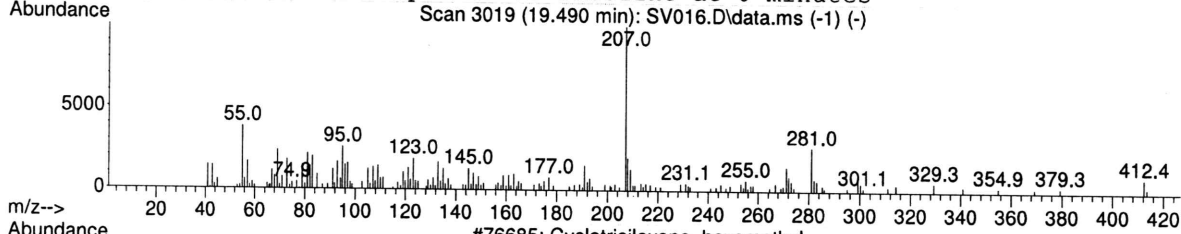
The 3 best hits from each library.

	Ref\#	CAS\#	Qual

C:\Database\NIST08.L			
1 Pyrido[2,3-d]pyrimidine, 4-phenyl-	64802	028732-75-4	43
2 Cyclotrisiloxane, hexamethyl-	76685	000541-05-9	38
3 1H-Indole, 1-methyl-2-phenyl-	64833	003558-24-5	35

Library Search Report - ChemStation Integrator

Unknown Spectrum based on Apex minus baseline at 0 minutes



Data File: C:\msdchem\1\DATA\2018\AG18\20AG18\SV016.D

Sample : 832264-1

Peak Number: 49 at 19.490 min Area: 1818400 Area % 0.95

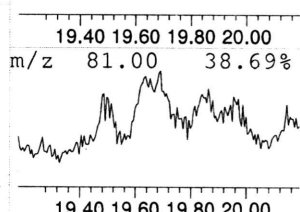
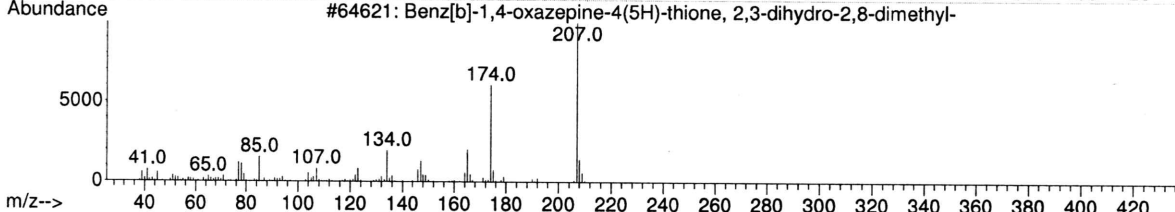
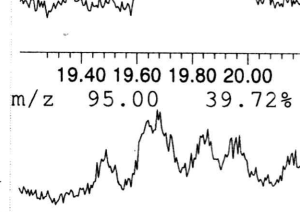
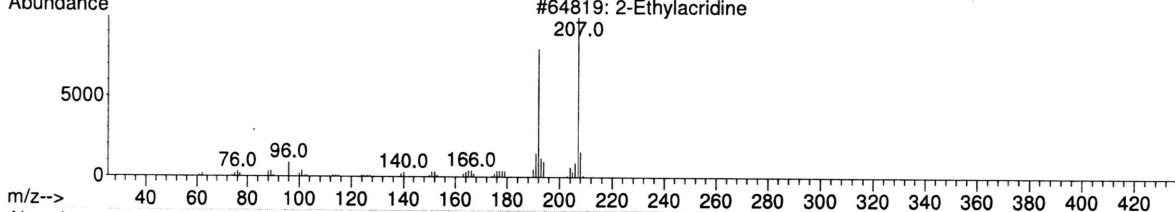
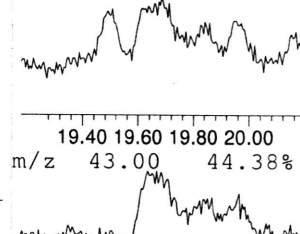
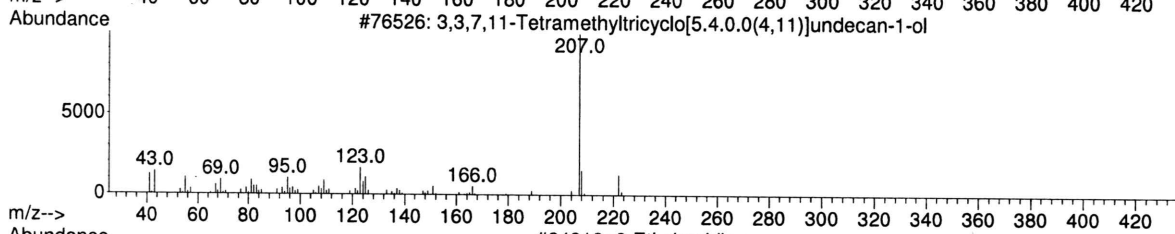
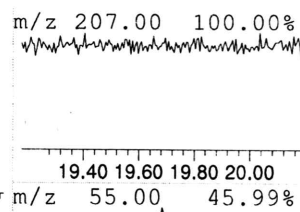
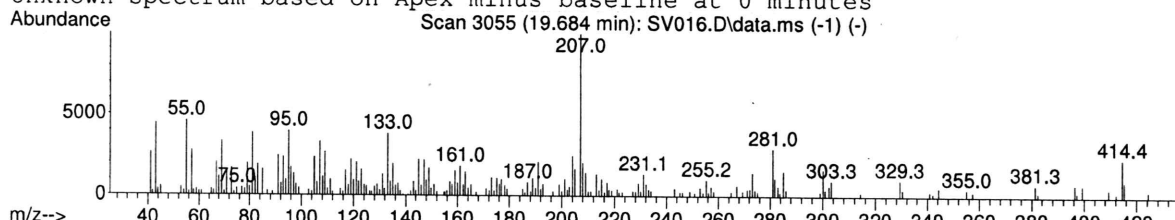
The 3 best hits from each library.

	Ref\#	CAS\#	Qual

C:\Database\NIST08.L			
1 Cyclotrisiloxane, hexamethyl-	76685	000541-05-9	47
2 5-Methyl-2-phenylindolizine	64829	036944-99-7	47
3 Benzo[h]quinoline, 2,4-dimethyl-	64841	000605-67-4	47

Library Search Report - ChemStation Integrator

Unknown Spectrum based on Apex minus baseline at 0 minutes



Data File: C:\msdchem\1\DATA\2018\AG18\20AG18\SV016.D

Sample : 832264-1

Peak Number: 50 at 19.684 min Area: 5485379 Area % 2.87

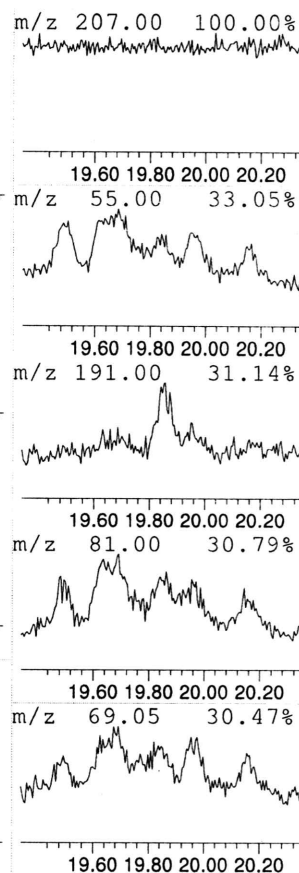
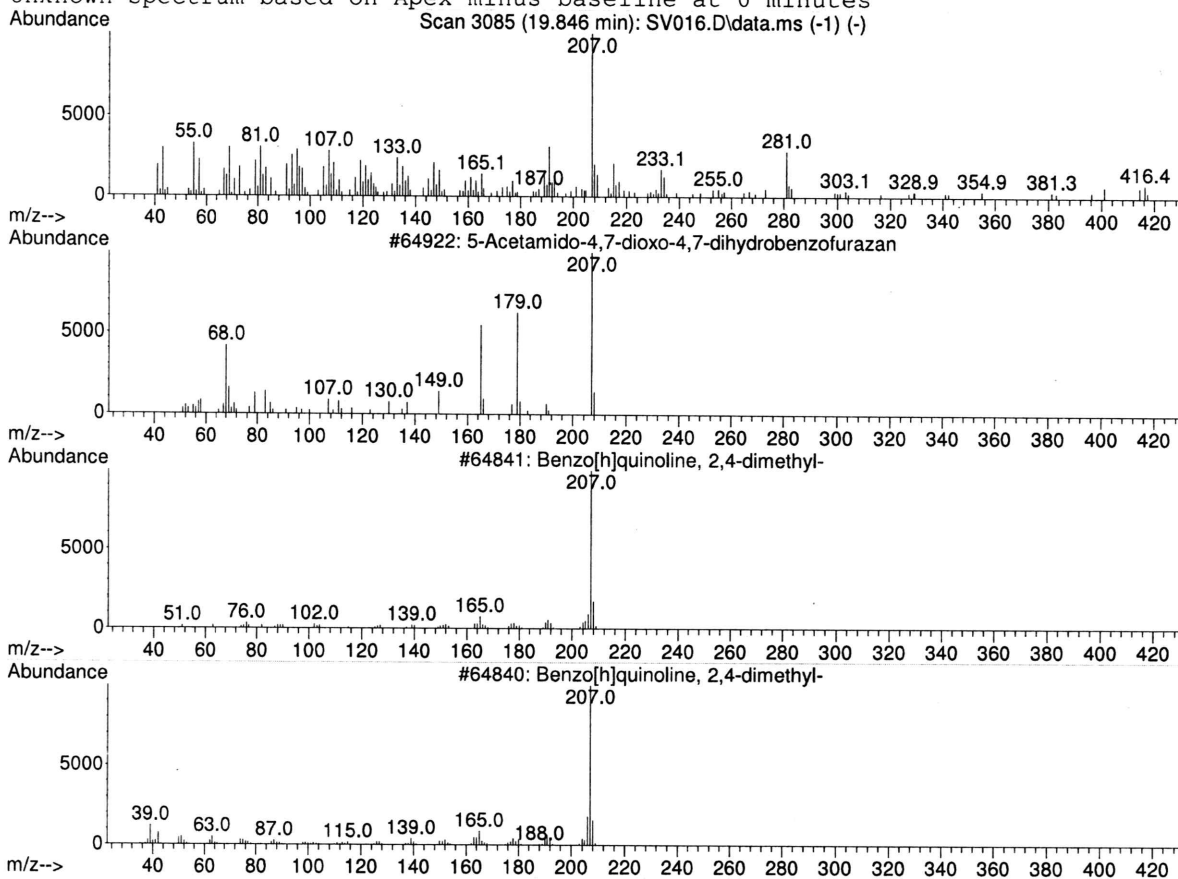
The 3 best hits from each library.

	Ref\#	CAS\#	Qual

C:\Database\NIST08.L			
1	3,3,7,11-Tetramethyltricyclo[5.4...	76526 117591-80-7	43
2	2-Ethylacridine	64819 055751-83-2	38
3	Benz[b]-1,4-oxazepine-4(5H)-thio...	64621 1000258-63-4	38

Library Search Report - ChemStation Integrator

Unknown Spectrum based on Apex minus baseline at 0 minutes



Data File: C:\msdchem\1\DATA\2018\AG18\20AG18\SV016.D

Sample : 832264-1

Peak Number: 51 at 19.846 min Area: 2413883 Area % 1.26

The 3 best hits from each library.

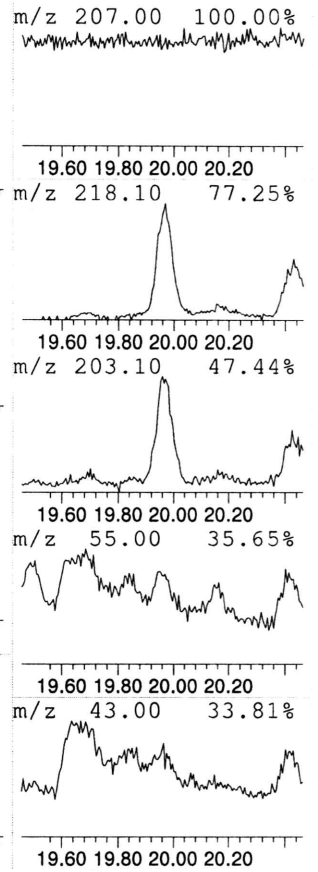
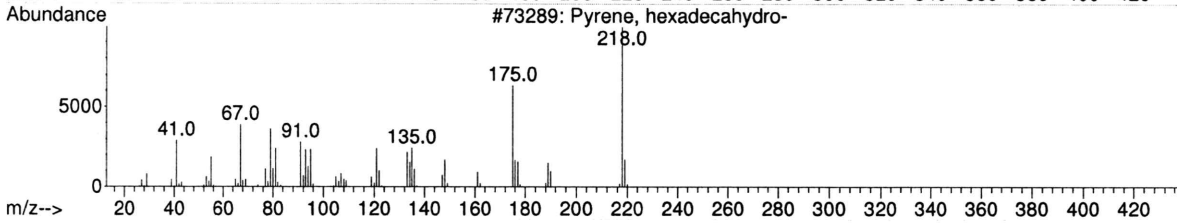
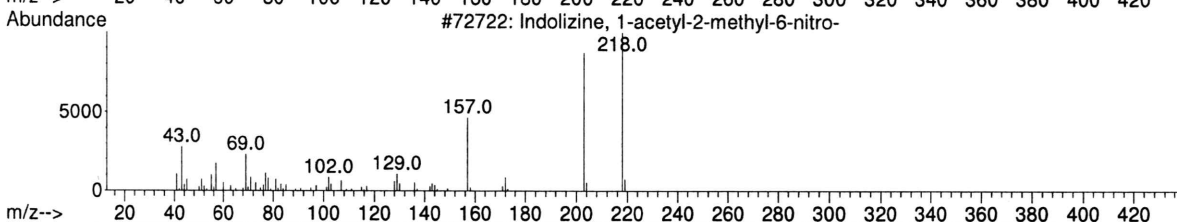
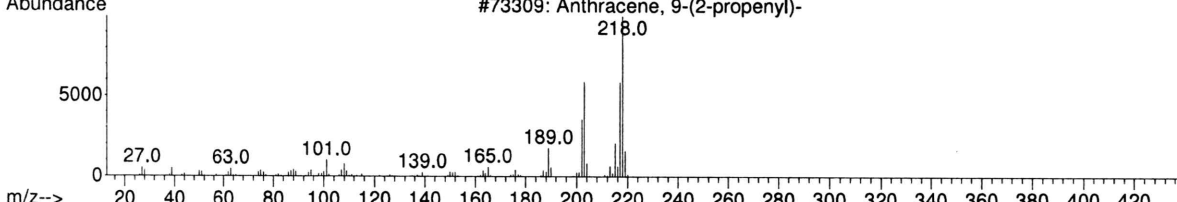
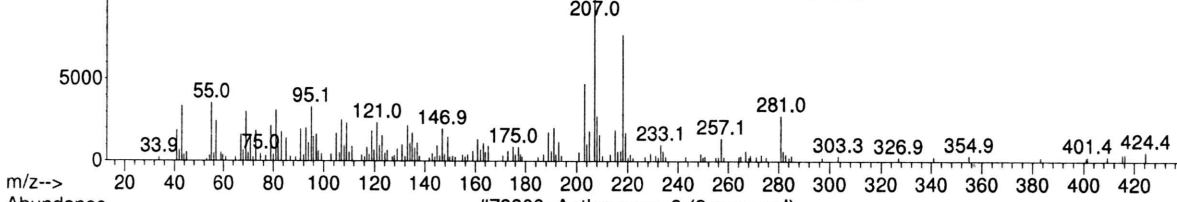
Ref\# CAS\# Qual

C:\Database\NIST08.L

Rank	Library Name	Ref\#	CAS\#	Qual
1	5-Acetamido-4,7-dioxo-4,7-dihydr...	64922	153136-27-7	49
2	Benzo[h]quinoline, 2,4-dimethyl-	64841	000605-67-4	46
3	Benzo[h]quinoline, 2,4-dimethyl-	64840	000605-67-4	46

Library Search Report - ChemStation Integrator

Unknown Spectrum based on Apex minus baseline at 0 minutes
Scan 3106 (19.960 min): SV016.D\data.ms (-1) (-)



Data File: C:\msdchem\1\DATA\2018\AG18\20AG18\SV016.D
Sample : 832264-1

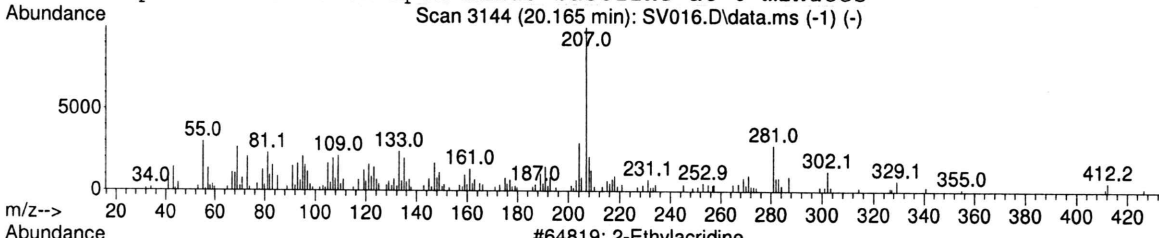
Peak Number: 52 at 19.960 min Area: 2881484 Area % 1.51

The 3 best hits from each library.

Ref\#	CAS\#	Qual
1	73309	62
2	72722	38
3	73289	35

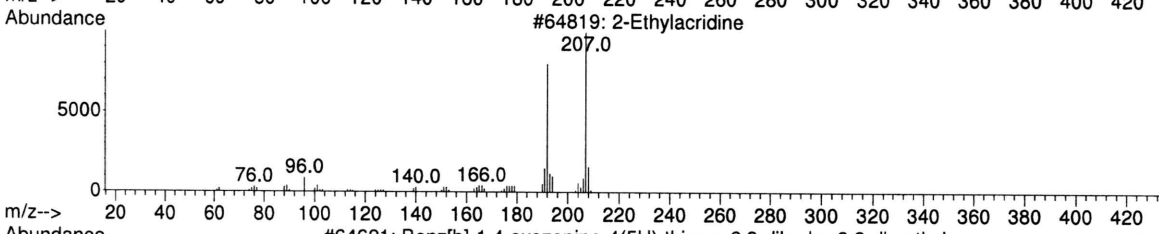
Library Search Report - ChemStation Integrator

Unknown Spectrum based on Apex minus baseline at 0 minutes

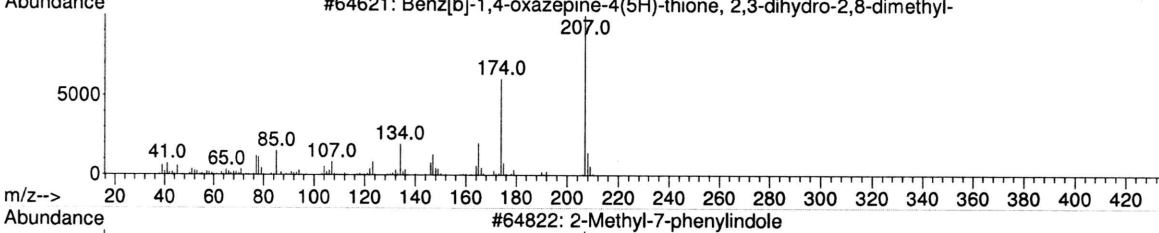


m/z 207.00 100.00%

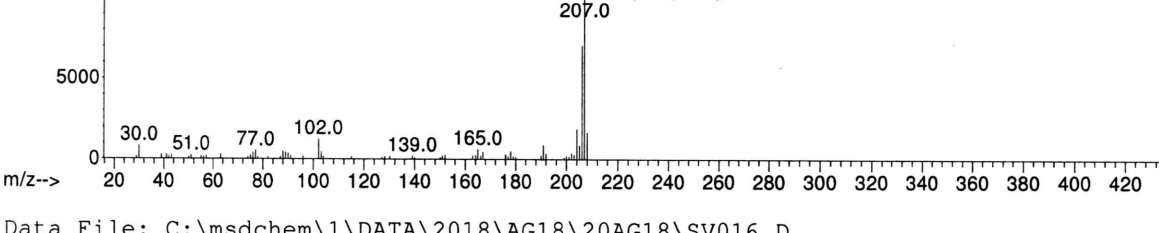
m/z 55.00 29.93%



m/z 204.10 29.28%



m/z 281.00 27.79%



m/z 69.00 26.44%

Data File: C:\msdchem\1\DATA\2018\AG18\20AG18\SV016.D
Sample : 832264-1

Peak Number: 53 at 20.165 min Area: 2154304 Area % 1.13

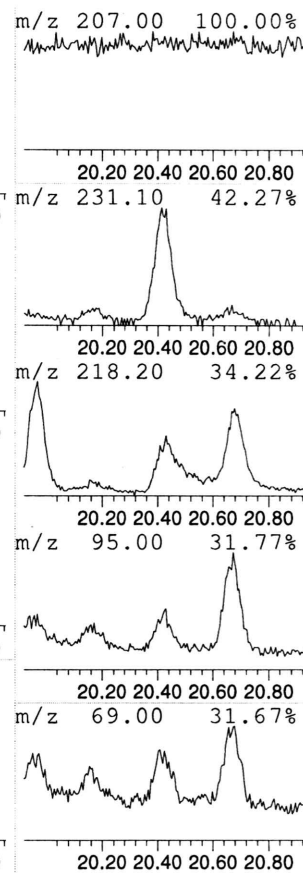
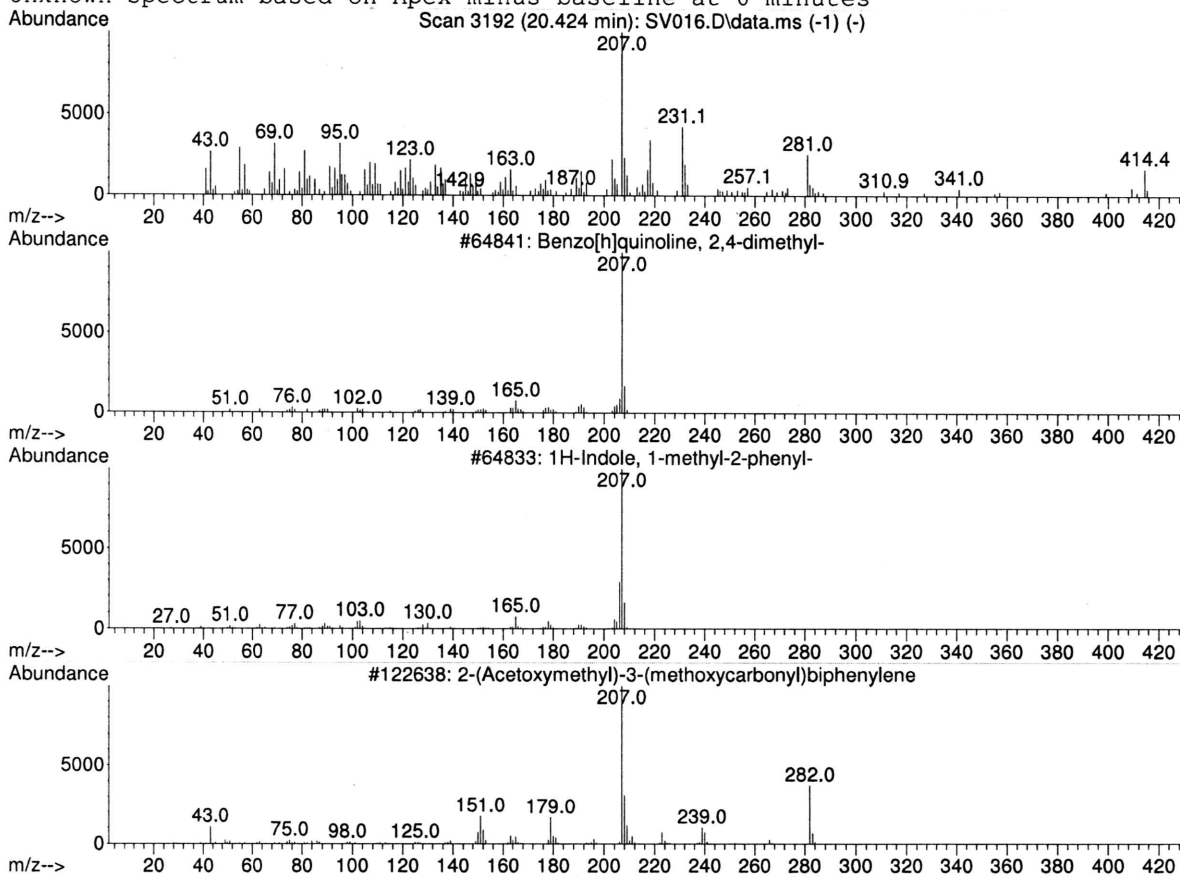
The 3 best hits from each library.

	Ref\#	CAS\#	Qual

C:\Database\NIST08.L			
1 2-Ethylacridine	64819	055751-83-2	42
2 Benz[b]-1,4-oxazepine-4(5H)-thio...	64621	1000258-63-4	38
3 2-Methyl-7-phenylindole	64822	001140-08-5	38

Library Search Report - ChemStation Integrator

Unknown Spectrum based on Apex minus baseline at 0 minutes



Data File: C:\msdchem\1\DATA\2018\AG18\20AG18\SV016.D

Sample : 832264-1

Peak Number: 54 at 20.424 min Area: 2422009 Area % 1.27

The 3 best hits from each library.

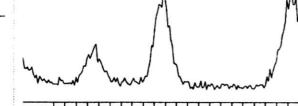
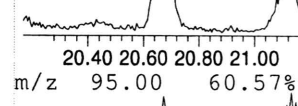


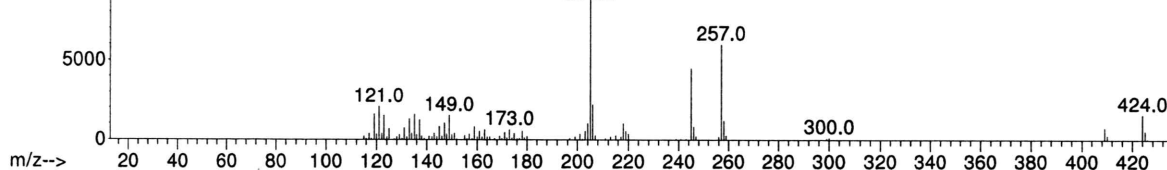
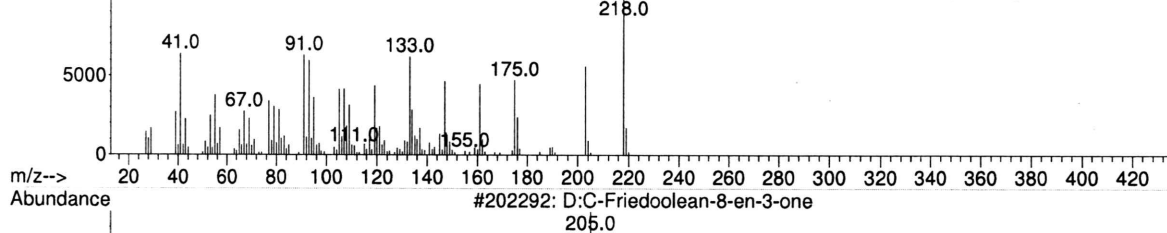
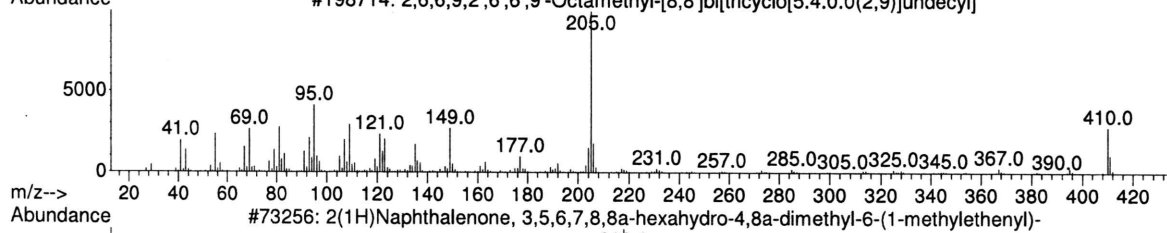
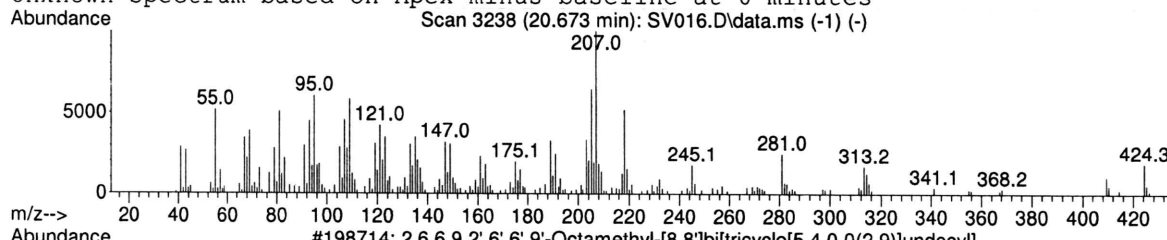
Ref\# CAS\# Qual

C:\Database\NIST08.L

Ref\#	CAS\#	Qual
1	64841 000605-67-4	30
2	64833 003558-24-5	30
3	122638 093103-70-9	27

Library Search Report - ChemStation Integrator

Unknown Spectrum based on Apex minus baseline at 0 minutes



Data File: C:\msdchem\1\DATA\2018\AG18\20AG18\SV016.D
 Sample : 832264-1

Peak Number: 55 at 20.673 min Area: 4235599 Area % 2.22

The 3 best hits from each library.

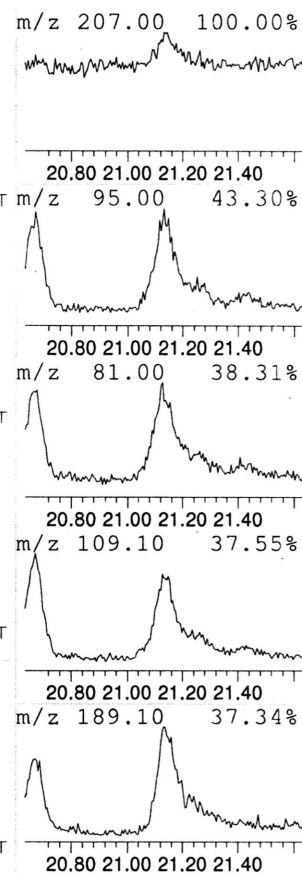
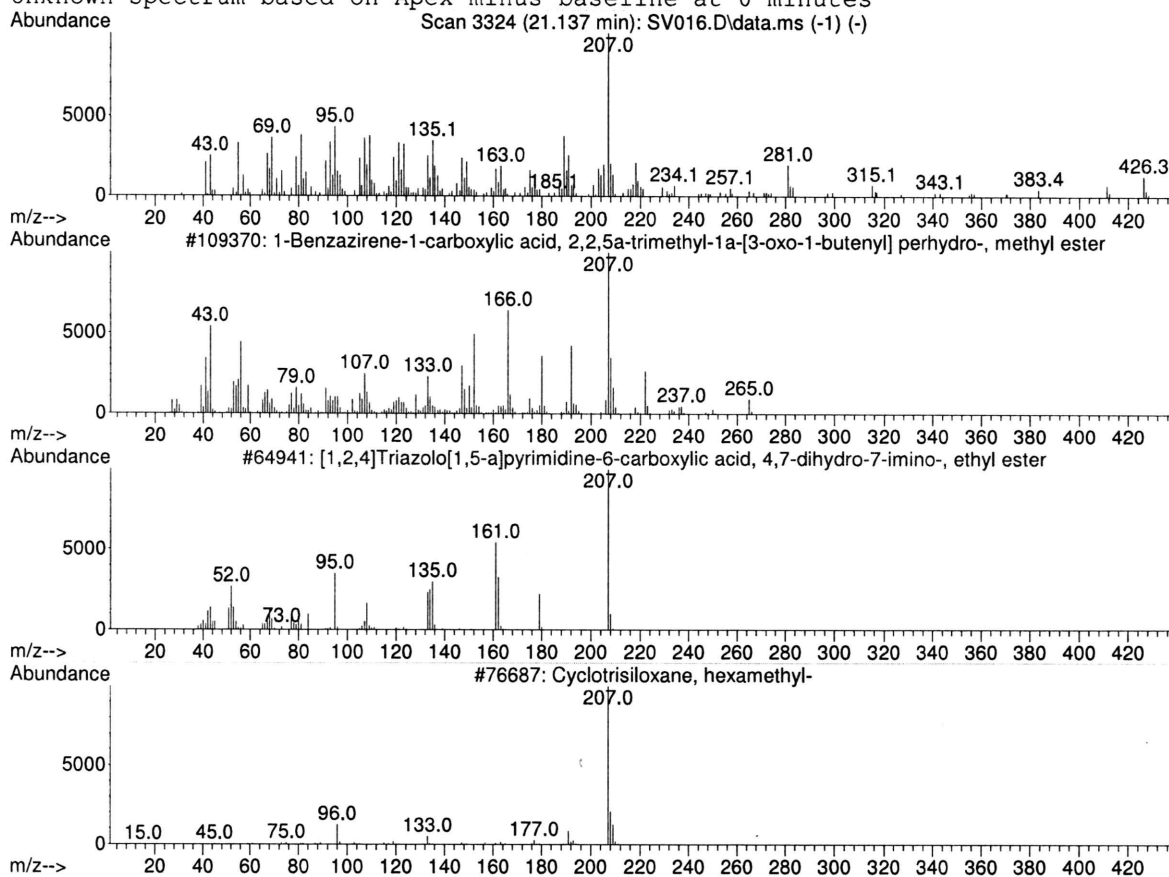
Ref\# CAS\# Qual

C:\Database\NIST08.L

Ref\#	CAS\#	Qual
1	198714	89
2	73256	35
3	202292	30

Library Search Report - ChemStation Integrator

Unknown Spectrum based on Apex minus baseline at 0 minutes



Data File: C:\msdchem\1\DATA\2018\AG18\20AG18\SV016.D

Sample : 832264-1

Peak Number: 56 at 21.137 min Area: 6703472 Area % 3.51

The 3 best hits from each library.

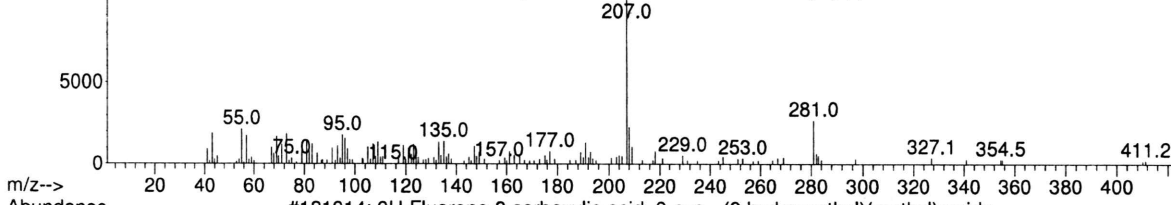
Ref\# CAS\# Qual

C:\Database\NIST08.L

Ref\#	CAS\#	Qual
1	109370 1000197-90-8	93
2	64941 1000351-62-2	46
3	76687 000541-05-9	43

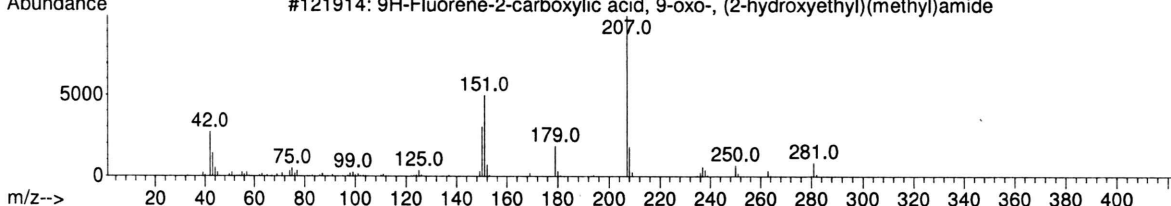
Library Search Report - ChemStation Integrator

Unknown Spectrum based on Apex minus baseline at 0 minutes
 Scan 3378 (21.429 min): SV016.D\data.ms (-1) (-)

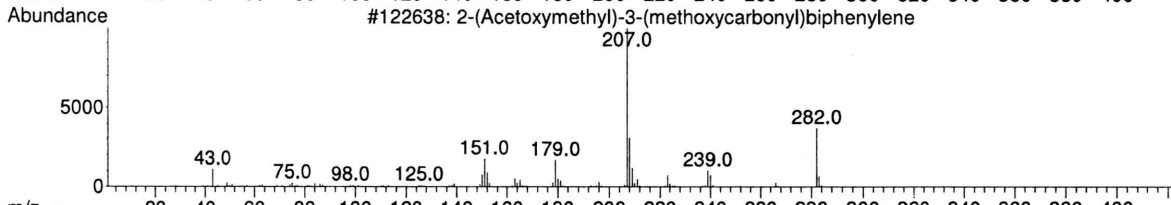


m/z 207.00 100.00%

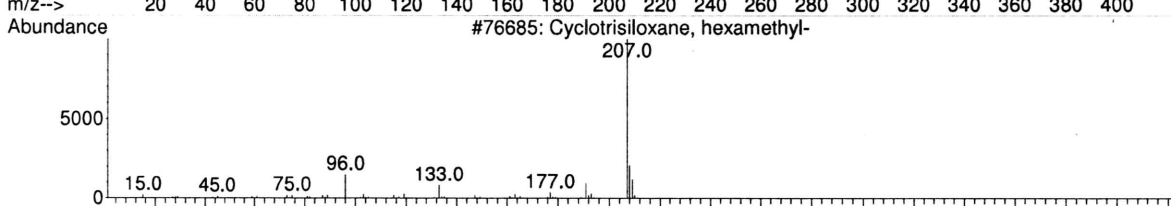
21.20 21.40 21.60 21.80
 m/z 281.00 26.83%



21.20 21.40 21.60 21.80
 m/z 208.00 22.55%



21.20 21.40 21.60 21.80
 m/z 55.00 21.43%



21.20 21.40 21.60 21.80
 m/z 43.00 19.11%

Data File: C:\msdchem\1\DATA\2018\AG18\20AG18\SV016.D
 Sample : 832264-1

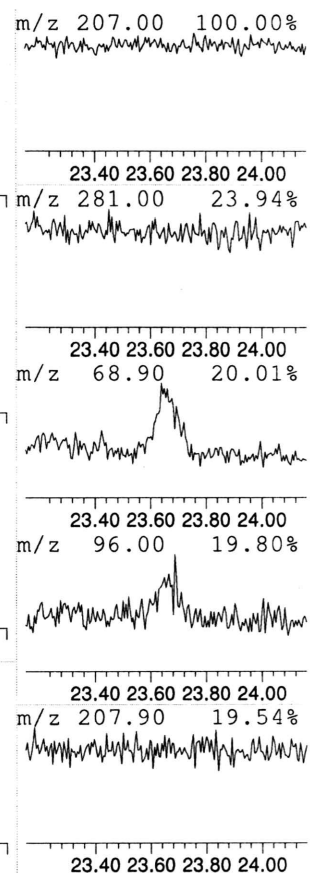
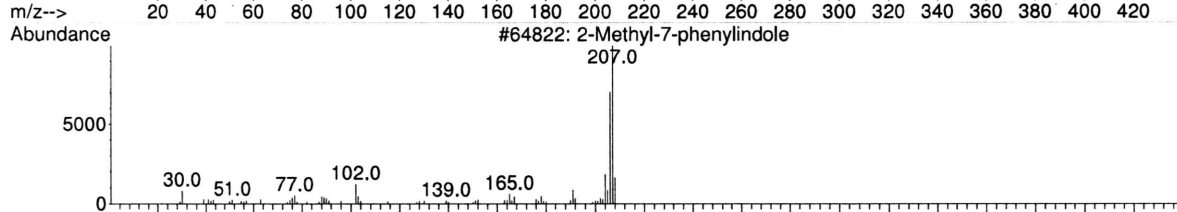
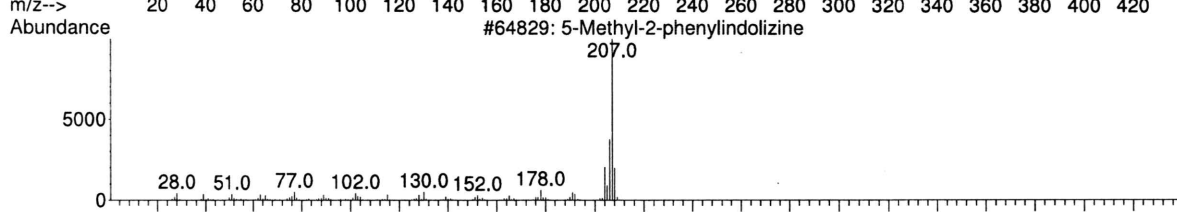
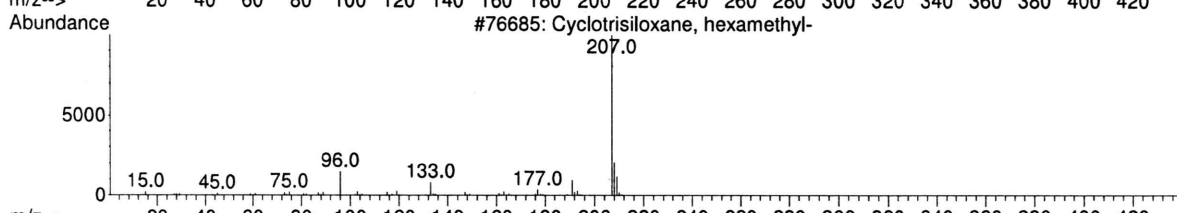
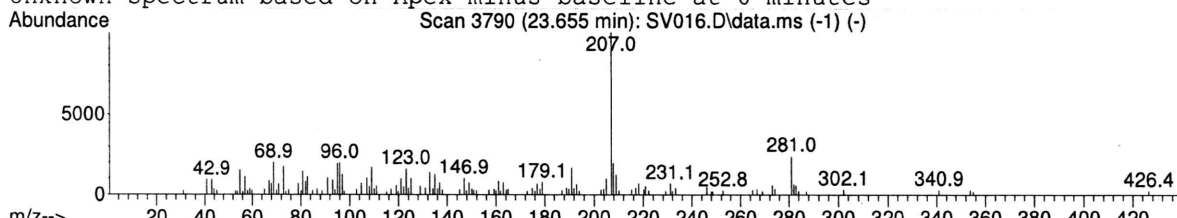
Peak Number: 57 at 21.429 min Area: 1057244 Area % 0.55

The 3 best hits from each library. Ref\# CAS\# Qual

Library	Ref\#	CAS\#	Qual
C:\Database\NIST08.L			
1 9H-Fluorene-2-carboxylic acid, 9...	121914	1000316-02-1	64
2 2-(Acetoxymethyl)-3-(methoxycarb...	122638	093103-70-9	59
3 Cyclotrisiloxane, hexamethyl-	76685	000541-05-9	59

Library Search Report - ChemStation Integrator

Unknown Spectrum based on Apex minus baseline at 0 minutes



Data File: C:\msdchem\1\DATA\2018\AG18\20AG18\SV016.D
 Sample : 832264-1

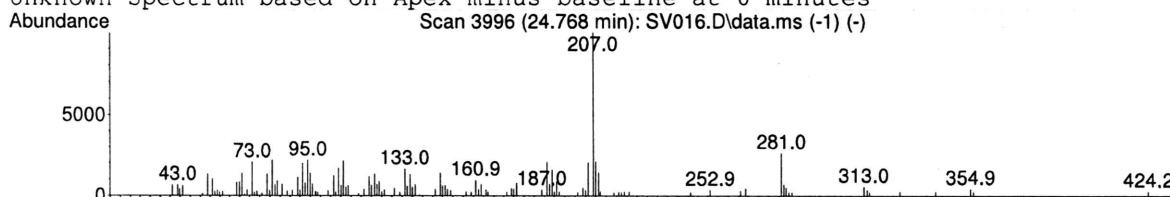
Peak Number: 58 at 23.655 min Area: 1154474 Area % 0.60

The 3 best hits from each library. Ref\# CAS\# Qual


C:\Database\NIST08.L			
Ref\#	CAS\#	Qual	
1	76685 000541-05-9	50	Cyclotrisiloxane, hexamethyl-
2	64829 036944-99-7	43	5-Methyl-2-phenylindolizine
3	64822 001140-08-5	43	2-Methyl-7-phenylindole

Library Search Report - ChemStation Integrator

Unknown Spectrum based on Apex minus baseline at 0 minutes

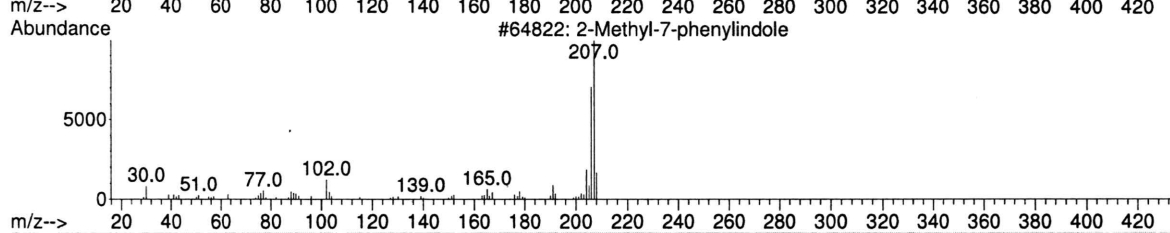


m/z 207.00 100.00%



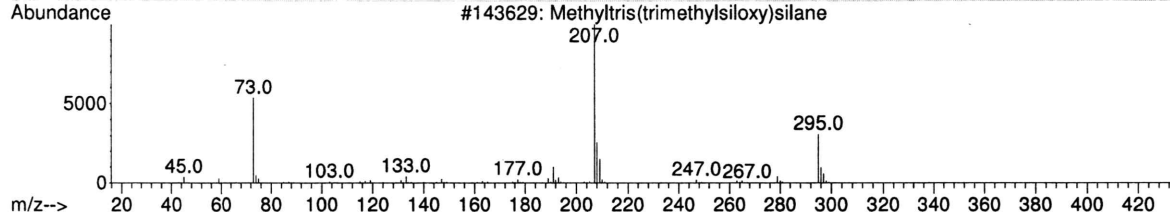
24.40 24.60 24.80 25.00

m/z 281.00 26.33%



24.40 24.60 24.80 25.00

m/z 95.00 21.87%



24.40 24.60 24.80 25.00

m/z 81.00 21.85%

24.40 24.60 24.80 25.00

m/z 109.00 21.60%

Data File: C:\msdchem\1\DATA\2018\AG18\20AG18\SV016.D

Sample : 832264-1

Peak Number: 59 at 24.768 min Area: 1453145 Area % 0.76

The 3 best hits from each library.

Ref\# CAS\# Qual

C:\Database\NIST08.L

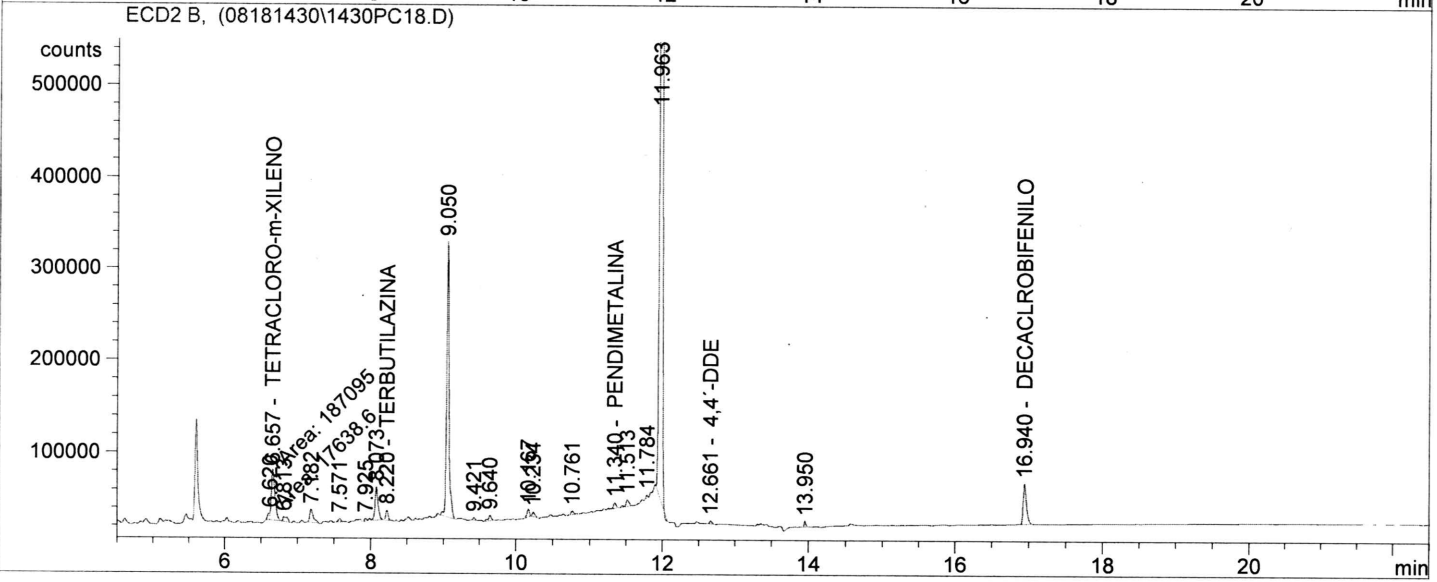
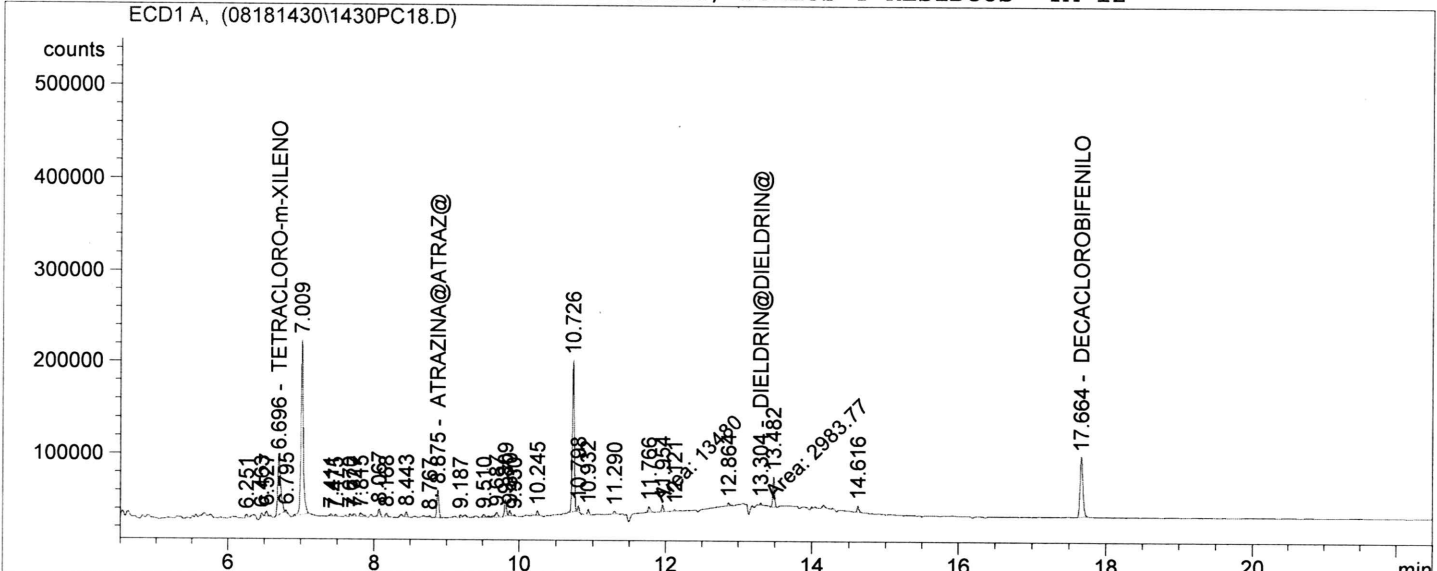
Ref\#	CAS\#	Qual
1	64975 1000351-72-7	43
2	64822 001140-08-5	38
3	143629 017928-28-8	38

CROMATOGRAMAS

**PLAGUICIDAS
CLORADOS**


```

=====
Injection Date   : 25-08-18 04:03:26 .           Seq. Line :   17
Sample Name     : 832264-1                       Location  : Vial 17
Acq. Operator   : MOM                            Inj       :    1
Acq. Instrument : Instrument 3                   Inj Volume: 3 µl
Acq. Method     : D:\HPCHEM\3\METHODS\8081A01.M
Last changed    : 23-08-18 17:18:21 . by MOM
Analysis Method : D:\HPCHEM\3\METHODS\ARPCLO.M
Last changed    : 25-08-18 18:15:42 . by MOM
                (modified after loading) (Results are from a previously saved Batch)
METODO EPA 8081 PESTICIDAS CLORADOS EN AGUAS, SUELOS Y RESIDUOS TA 12
    
```



External Standard Report

```

Sorted By           : Signal
Calib. Data Modified : 25-08-18 18:11:00 .
Multiplier          : 0.9950
Dilution            : 1.0000
Use Multiplier & Dilution Factor with ISTDs
    
```

Signal 1: ECD1 A,

RetTime [min]	Type	Area counts*s	Amt/Area	Amount [mg/kg]	Grp	Name
6.500		-	-	-		TRIFLUORALIN@TRIFLU@
6.696	BB	1.90185e5	4.92893e-8	9.32722e-3		TETRACLORO-m-XILENO
8.020		-	-	-		HEXAChLOROChENCENO@HEXACLChB@
8.315		-	-	-	1	ALFA-BHC@ABHC@
8.875	BBA	6.07229e4	6.42507e-6	3.88198e-1		ATRAZINA@ATRAZ@
9.020		-	-	-		TERBUTILAZINA@TERBUT@
9.240		-	-	-		gama-BHC@LINDANO@
9.395		-	-	-		SIMAZINA@SIMAC@
9.905		-	-	-	1	beta-BHC@BBHC@
10.058		-	-	-		HEPTACLORO@HEPTACL@
10.317		-	-	-		ALACLOR@ALACLO@
10.522		-	-	-	1	delta-BHC@DBHC@
10.690		-	-	-		ChLOROTALONIL@ChLOROTAL@
10.758		-	-	-		ALDRIN@ALDRIN@
11.095		-	-	-		METALACLOR@METOLAC@
11.880		-	-	-		PENDIMETALINA@PENDIM@
12.032		-	-	-		HEPTACLRO EPOXIDO@HEPTAEP@
12.229		-	-	-		CIANAZINA@CIANAZ@
12.523		-	-	-		gama-CLORADANO@CLORDA@
12.708		-	-	-		alfa-CLORDANO@ACLORD@
12.785		-	-	-		ENDOSULFAN I@AENDOS@
13.122		-	-	-		4,4'-DDE@44DDE@
13.304	MM	2983.77002	7.47254e-8	2.21849e-4		DIELDRIN@DIELDRIN@
13.762		-	-	-		ENDRIN@ENDRIN@
13.986		-	-	-		4,4'-DDD@44DDD@
14.150		-	-	-		ENDOSULFAN II@BENDOS@
14.347		-	-	-		4,4'-DDT@44DDT@
14.456		-	-	-		ENDRIN ALDEHIDO@ENDALD@
14.717		-	-	-		ENDOSULFAN SULFATO@ENDSUSU@
15.250		-	-	-		METOXICLORO@METOXI@
15.571		-	-	-		ENDRIN CETONA@ENDCET@
15.773		-	-	-		MIREX@MIREX@
16.310		-	-	-		TOXAFENO@TOXAF@
17.664	PBA	1.82100e5	5.64727e-8	1.02323e-2		DECAChLOROChIFENILCh
18.599		-	-	-		SUMA DE BHC@BHC@
18.700		-	-	-		ChLORDANO@ChLORD@
20.241		-	-	-		DELChMETRINA@DLMT@

Totals : 4.07979e-1

Results obtained with enhanced integrator!

Signal 2: ECD2 B,

RetTime [min]	Type	Area counts*s	Amt/Area	Amount [mg/kg]	Grp	Name
6.657	FM	1.87095e5	6.35401e-8	1.18286e-2		TETRAChLORO-m-XILENO
6.785		-	-	-		TRIFLURALIN
7.648		-	-	-	2	ALFA-BHC
7.770		-	-	-		HEXAChLOROChENCENO
8.220	BB	2.62830e4	8.85038e-6	2.31452e-1		TERBUTILAZINA
8.290		-	-	-		SIMAZINA
8.423		-	-	-		GAMA-BHC
8.525		-	-	-		ATRAZINA
9.206		-	-	-	2	beta-BHC
9.740		-	-	-	2	delta-BHC
9.754		-	-	-		HEPTACLORO
9.852		-	-	-		ChLOROTALONIL
10.299		-	-	-		ALACLOR
10.315		-	-	-		METALACLOR
10.450		-	-	-		ALDRIN

RetTime [min]	Type	Area counts*s	Amt/Area	Amount [mg/kg]	Grp	Name
10.712		-	-	-		CIANAZINA
11.340	BB	2.05951e4	0.00000	0.00000		PENDIMETALINA
11.460		-	-	-		HEPTACLORO EPOXIDO
12.169		-	-	-		gama-CLORDANO
12.245		-	-	-		alfa-CLORDANO
12.284		-	-	-		ENDOSULFAN 1
12.661	BBA	8777.15820	5.66350e-8	4.94609e-4		4,4'-DDE
12.776		-	-	-		DIELDRIN
13.139		-	-	-		ENDRIN
13.500		-	-	-		4,4'-DDD
13.583		-	-	-		ENDOSULFAN II
13.744		-	-	-		ENDRIN ALDEHIDO
13.916		-	-	-		4,4'-DDT
13.991		-	-	-		TOXAFENO
14.136		-	-	-		ENDOSULFAN SULFATO
14.513		-	-	-		METOXICLORO
14.632		-	-	-		ENDRIN CETONA
15.281		-	-	-		MIREX
16.940	BBA	1.38322e5	7.25956e-8	9.99134e-3		DECACLOBIFENILO
18.000		-	-	-		CLORDANO
18.202		-	-	-		SUMA DE BHC
18.435		-	-	-		DELTAMETRINA

Totals : 2.53766e-1

Results obtained with enhanced integrator!

Group summary :

Group ID	Use	Area counts*s	Amount [mg/kg]	Group Name
2		0.00000	0.00000	SUMA DE BHC
1		0.00000	0.00000	SUMA DE BHC@BHC@

3 Warnings or Errors :

Warning : Calibration warnings (see calibration table listing)

Warning : Calibrated compound(s) not found

Warning : Negative results set to zero (cal. curve intercept), (PENDIMETALINA)

*** End of Report ***



HOJA DE CAMPO PARA MUESTREO DE SEDIMENTOS F-IPM2-58

Razón Social:	COMISION NACIONAL DEL AGUA	OM:	-----
Sitio/Dirección del Muestreo:	Manati 2	Fecha:	17/08/18
		Hoja:	2 de 14

Identificación del sondeo:	Rio Bitzal	Hora:	13:35
Condiciones climatológicas:	Soleado		

DESCRIPCIÓN DEL SITIO DE MUESTREO

Nombre del cuerpo de agua:		Rio Bitzal		Población:	Macuspana
Lótico:	X	Léntico:	-----	Costero:	-----
Presenta vida acuática:	Peces, manatíes, lagartos				
Coordenadas de muestreo:					
Latitud:	18 ° 04' 34.0 "N	Longitud:	92 ° 19' 57.0 "W	Coordenas geográficas	
Latitud:	----- °N	Longitud:	----- °W	Coordenadas decimales	
Descripción del sitio de muestreo:	Ribera del rio Bitzal cuerpo de agua de aprox 10 m, abundante vegetacion				

DESCRIPCIÓN DEL MUESTREO

Profundidad del cuerpo de agua:		3,4 m.	Profundidad de muestreo:		30-40 cm
Equipamiento de muestreo utilizado:					
Cuchara	X	Draga Eckman	-----	Nucleador	X
Hand Auger	-----	Otro:	CUBETA PARA HOMOGENEIZAR		
Tipo de Muestra:					
Simple		Compuesta	X	Color Aparente:	GRIS OSCURO
Textura Aparente:	LIMOSO-ARCHILLOSO			Olor:	SIN OLOR
Presenta materia orgánica:	SI PRESENTA RAICES Y LIMO			Clasificación del Sedimento**:	LIMOS / ARCILLAS

**Arenas: Cuentan con un diametro de partícula de 0.06 a 2.00 mm, tacto aspero y abrasivo; no tienen brillo ni cohesión.

**Limos: Cuentan con un diametro de partícula de 0.004 a 0.6 mm, tienen tacto suave, no son plasticos ni asperos.

**Arcillas: Cuentan con un diametro de partícula menor a 0.004 mm, forma una película plástica, tienen cohesión y son brillosas.

ASEGURAMIENTO Y CONTROL DE CALIDAD

El equipo fue descontaminado previo a su uso con:			
Agua potable	<input checked="" type="checkbox"/>	La muestra fue homogeneizada en campo	<input checked="" type="checkbox"/>
Jabon libre de fosfatos	<input type="checkbox"/>	A la muestra se le retiraron los gruesos (grava, piedras, etc.).	<input checked="" type="checkbox"/>
Alcohol	<input type="checkbox"/>	Se emplearon guantes nuevos para cada muestra	<input checked="" type="checkbox"/>
Agua purificada y/o desionizada	<input checked="" type="checkbox"/>	Las muestras se preservaron inmediatamente, en frío	<input checked="" type="checkbox"/>
El equipo fue descontaminado entre cada muestra de la misma forma	<input checked="" type="checkbox"/>		

Comentarios / MUESTREO REALIZADO POR TRIPPLICADO, SE EXTRAE MEDIANTE UN MUESTREADOR DE SEDIMENTOS TIPO NUCLEADOR Y UN LINER DE PLÁSTICO, PARA LA HOMOGENEIZACION SE USA UNA CUCHARA DE PLASTICO

RESPONSABLE DE LA TOMA DE MUESTRA URIAS GÓMEZ CAMPERO NOMBRE Y FIRMA	SUPERVISÓ JOSE MARTIN PALACIOS HERNANDEZ NOMBRE Y FIRMA
---------------------------------------------------------------------------------------	--------------------------------------------------------------------------

BITACORA DE MUESTREO EN CUERPOS DE AGUA

IDENTIFICACION DEL SITIO: **MANATI 2**

FECHA DE MUESTREO: **RIO BITZAL**

FECHA DE INICIO DEL MUESTREO: **17/08/2018**

HORA DE INICIO DEL MUESTREO: **12:52**

TIPO DE CUERPO DE AGUA MUESTREADO: **LOTICO COSTERO () LENTICO () SUBTERRANEO () ESTUDIO ESPECIAL ()**

LABORATORIO: **ABC**

HORA DE FIN DEL MUESTREO: **13:47**

NOMBRE DEL LIDER DE BRIGADA: **JOSE ANGEL CRUZ DUEZ**

CLAVE DE LA BRIGADA: **ABC-V102**

PLACAS DE LA UNIDAD: **X84MPx**

¿OCURRIÓ ALGUNA EVENTUALIDAD?: EN CASO DE SER EVENTUALIDAD, CANCELAR ESPALDAS Y COTEAR EN OBSERVACION LA DESCRIPCION DE LA EVENTUALIDAD, PROCEDER A LLENAR EL FORMATO DE EVENTUALIDAD (F-104M2)

NOMBRE AUXILIAR DE BRIGADA: **LIDER**

PLACAS DE LA UNIDAD: **X84MPx**

¿TIPO DE SUPERVISION: SIN SUPERVISION CON SUPERVISION - SIN TOMA DE MUESTRA CON SUPERVISION - CON TOMA DE MUESTRA

DIRECCION LOCAL / ORGANISMO DE CUENCA: **ENA Oficina, Parahutales**

NOMBRE DEL SUPERVISOR (ES): **Dr. Eric Colmenares**

PUESTO: **Sub gerente Cali. del agua**

TELEFONO DE CONTACTO:

COORDENADAS BASE DE DATOS ACTUALIZADA (DECIMALES)

LATITUD: **18.07569**

LONGITUD: **-92.33424**

COORDENADAS DEL MUESTREO (DECIMALES)

LATITUD (Grados Decimales): **18° 04' 34.0"**

LONGITUD (Grados Decimales): **92° 19' 57.0"**

ALTITUD (msnm): **6.0**

TOMA DE MUESTRA: **13:26**

MEDICION DE PARAMETROS DE CAMPO (MUESTRA NORMAL / MUESTRA DOBLE DE CAMPO)

PARAMETRO / UNIDAD	MUESTRA NORMAL / HORA				MUESTRA DOBLE DE CAMPO / HORA				OBSERVACIONES
	1	2	3	PROM	1	2	3	PROM	
TEMPERATURA DEL AGUA (°C)	31.5	31.5	31.5	31.5					Río BITZAL
pH (pH)	8.03	8.01	8.01	8.02					
POTENCIAL REDOX Eh (mV)									
OXIGENO DISUELT O ₂ (mg/L)	4.06	4.04	4.02	4.04					
OXIGENO DISUELT O ₂ (%)	56.2	59.8	59.8	55.3					
CONDUCTIVIDAD ELECTRICA (µmhos/cm)	638	638	638	638					
SALINIDAD (‰)	0.27	0.27	0.27	0.27					
TEMPERATURA AMBIENTE (°C)	38.4								
OPACIDAD (NTU)	3.4								
	MATERIA FLOTEANTE (Presencia) (Presencia - NORMAL)				MATERIA FLOTEANTE (Presencia) (Presencia - DOBLE DE CAMPO)				
	CLORO RESIDUAL (mg/L) - NORMAL				CLORO RESIDUAL (mg/L) DOBLE DE CAMPO				
	CLORAMINAS (mg/L) - NORMAL				CLORAMINAS (mg/L) DOBLE DE CAMPO				

MEDICION DE PARAMETROS DE CAMPO (MUESTRA NORMAL - LENTICO Y COSTERO)

PARAMETRO / UNIDAD	SUPERFICIE				MEDIA				FONDO			
	1	2	3	PROM	1	2	3	PROM	1	2	3	PROM
TEMPERATURA DEL AGUA (°C)												
pH (pH)												
POTENCIAL REDOX Eh (mV)												
OXIGENO DISUELT O ₂ (mg/L)												
OXIGENO DISUELT O ₂ (%)												
CONDUCTIVIDAD ELECTRICA (µmhos/cm)												
SALINIDAD (‰)												
OPACIDAD (NTU)												
TRANSPARENCIA (m)												

Medición 1: Arriba - Abajo
Medición 2: Abajo - Arriba
Promedio (Valor Reportado)

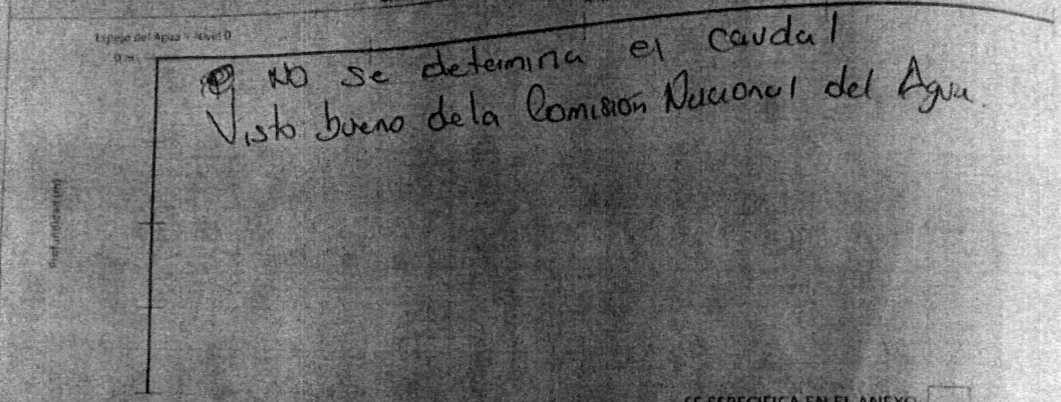
ESTIMACION PRELIMINAR DE CAUDAL

ANCHO CAUCE (m)	PROFUNDIDAD (m)	VELOCIDAD (m/s)
0.50	1	0.255 a 0.50
0.61 - 1.00	1	0.255 a 0.50
1.01 - 5.00	De 3 a 10	De 0.50 a 1.00
5.01 - 100.00	10 a 20*	De 0.50 a 1.00
> 100.00	20	5% del ancho del cauce de agua

METODO DE AFORO UTILIZADO

* Se debe garantizar que los Caudales parciales de las secciones sean por lo menos el 10% del Caudal Total.
 ** Cuando la Profundidad sea < 1.0 m, se debe realizar una medición de velocidad en igual a 0.6 m de la profundidad.
 *** Cuando la Profundidad sea < 1 m, se debe realizar una medición de velocidad del agua a 0.2 m y 0.8 de la profundidad.

GRAFICA DEL CUERPO DE AGUA (Sección transversal)



SE ESPECIFICA EN EL ANEXO:

REGISTRO DE PROFUNDIDADES, ANCHO DE LAS FRANJAS, AREAS PARCIALES, VELOCIDAD, HOMOGENEIDAD Y MUESTRA INTEGRADA

FRANJA	ANCHO DE LA FRANJA	PROFUNDIDAD (d) (m)			AREA (A) (m²)	VELOCIDAD PROM. (m/s)			CAUDAL (Q) (m³/s)	CONDUCTIVIDAD ELECTRICA (µS/cm)
		A	B	C		PROM. (MUESTRA)	Ancho * d	0.2***		
0										
1										
2										
3										
4										
5										
6										
7										
8										
9										
10										
11										
12										
13										
14										
15										
16										
17										
18										
19										
20										
21										

Se determina la homogeneidad.

Conductividad Superficial < 50 µS/cm debe ser mínimo y máximo de las mediciones de cada franja. Es Homogéneo. Tomar 1 muestra simple al centro del cauce de agua y a profundidad media, excepto para Microbiología y Toxicidad.

Conductividad Superficial < 50 µS/cm debe ser mínimo y máximo de las mediciones de cada franja. Es Homogéneo. Tomar 1 muestra simple al centro del cauce de agua y a profundidad media, excepto para Microbiología y Toxicidad.

16/08/2015

REGISTRO DE LA PRE-CALIBRACION, CALIBRACION, VERIFICACION Y MEDICION DE MUESTRAS CONTROL

12-52

MATERIAL DE REFERENCIA (MR)	IDENTIFICACION	PRE-CALIBRACION / HORA				CALIBRACION DE SITIO				VERIFICACION INICIAL / HORA			CUMPLE
		LECTURA TEORICA	TEMP (°C)	LECTURA REAL	CLAVE	TEMP (°C)	LECTURA REAL	CLAVE	TEMP (°C)	LECTURA REAL 1	LECTURA REAL 2	LECTURA REAL 3	
PROCTIVIDAD (g/ml)	Lote 1	1412	28.1	1403	SI	28.1	1414	SI	25.3	1414	1413	1413	SI
PROCTIVIDAD (g/ml)	Lote 1	4.00	28.0	4.02	SI								
PROCTIVIDAD (g/ml)	Lote 1	7.00	27.4	7.01	SI	24.7	7.03	SI	25.5	7.01	7.01	7.02	SI
POTENCIAL REDOX (mV)	Lote 1	10.00	28.1	10.02	SI	24.5	10.02	SI	25.5	10.00	10.00	10.01	SI
PH (pH)	Lote 1	35.0	19.3	35.3	SI	24.2	35.3	SI	20.1	35.2	35.2	35.2	SI
PH (pH)	Lote 1	100	31.2	100	SI	28.5	100	SI	34.9	100.3	100.3	100.4	SI
PH (pH)	Lote 1								25.1	0.09	0.09	0.09	SI

RESULTADOS MUESTRA CONTROL / HORA

17:20 0.10 0.10 0.10 SI

MATERIAL DE REFERENCIA (MR)	IDENTIFICACION	LECTURA TEORICA	TEMP (°C)	LECTURA REAL	LECTURA REAL 2	LECTURA REAL 3	CUMPLE
PROCTIVIDAD (g/ml)	Lote 2	1412	27.5	1424	1425	1425	SI
POTENCIAL REDOX (mV)	Lote 2						
PH (pH)	Lote 2	35.0	21.3	35.5	35.5	35.5	SI
PH (pH)	Lote 2	10.00	27.6	10.01	10.02	10.02	SI

OTROS REGISTROS

Pendiente Registrada = -58.17 mV/PH (99.0%) OFFSET = -25.3 mV
 Calibración realizada en el primer sitio de muestreo.
 Ver Folio 027, BIT, BT-CDJ-024

CANCELAR EN CASO DE NO UTILIZAR

PERFIL DE TEMPERATURA

PARAMETRO	PROFUNDIDAD (m)																				
	0.5	1	2	3	4	5	6	7	8	9	10	11	12	13	14	15	16	17	18	19	20
TEMPERATURA DEL AGUA (°C)																					

PARAMETRO	PROFUNDIDAD (m)																				
	21	22	23	24	25	26	27	28	29	30	31	32	33	34	35	36	37	38	39	39.5	
TEMPERATURA DEL AGUA (°C)																					

MUESTRAS DE CONTROL DE CALIDAD DE CAMPO

TIPO DE MUESTRA DE QC Y TIPO (S): BLANCO DE CAMPO BLANCO DE VIAJE DUPLICADO DE CAMPO

CLAVE CON LAB DEL (DE LOS) SITIOS (S) QUE ABARCA LA MUESTRA CONTROL: Manati 13, Manati 6, Manati 2, Manati 14, Manati 7

TIPO DE MUESTREO DE LOS MUESTRAS QUE ABARCA LA MUESTRA CONTROL:

OBSERVACIONES Y/O COMENTARIOS

Maja de fondo de sedimentos 13:55, Obtenido con un Nixteador, la muestra se tomo por triplicado a traves de muestreo dividido. Maja de color gris oscuro sin olor desagradable, sedimento tipo lodo chiclosa.
 Color aparente del agua verde acifosa sin olor tomada por triplicada.
 Muestra de biota vegetal tomada a las 12:25 a traves de un muestreo dirigido en envases de Bolsas de polietileno de la especie "lirio acuatico".

FIRMA DE LA PERSONA QUE REALIZO EL MUESTREO

FIRMA DEL TECNICO DEL LABORATORIO